



**S K AGRAWAL AND CO CHARTERED
ACCOUNTANTS LLP**

(FORMERLY S K AGRAWAL AND CO)
CHARTERED ACCOUNTANTS
LLPIN - AAV-2926
FRN- 306033E/E300272

SUITE NOS : 606-608
THE CHAMBERS, OPP. GITANJALI STADIUM
1865, RAJDANGA MAIN ROAD, KASBA
KOLKATA - 700 107
PHONE : 033-4008 9902 / 9903 / 9904 / 9905
Website : www.skagrawal.co.in
EMAIL : Info@skagrawal.co.in

INDEPENDENT AUDITOR'S REPORT

To the Members of **MICROSEC RESOURCES PRIVATE LIMITED.**

Report on the Audit of the Ind AS Financial Statements

Opinion

We have audited the accompanying Ind AS financial statements of Microsec resources private limited ("the Company"), which comprise the Balance sheet as at March 31 2021, the Statement of Profit and Loss, including the statement of Other Comprehensive Income, the Cash Flow Statement and the Statement of Changes in Equity for the year then ended, and notes to the Ind AS financial statements, including a summary of significant accounting policies and other explanatory information.

In our opinion and to the best of our information and according to the explanations given to us, the aforesaid Ind AS financial statements give the information required by the Companies Act, 2013, as amended ("the Act") in the manner so required and give a true and fair view in conformity with the accounting principles generally accepted in India, of the state of affairs of the Company as at March 31, 2021, its profit including other comprehensive income, its cash flows and the changes in equity for the year ended on that date.

Basis for Opinion


We conducted our audit of the Ind AS financial statements in accordance with the Standards on Auditing (SAs), as specified under section 143(10) of the Act. Our responsibilities under those Standards are further described in the 'Auditor's Responsibilities for the Audit of the Ind AS Financial Statements' section of our report. We are independent of the Company in accordance with the 'Code of Ethics' issued by the Institute of Chartered Accountants of India together with the ethical requirements that are relevant to our audit of the financial statements under the provisions of the Act and the Rules thereunder, and we have fulfilled our other ethical responsibilities in accordance with these requirements and the Code of Ethics. We believe that the audit evidence we have obtained is sufficient and appropriate to provide a basis for our audit opinion on the Ind AS financial statements.

Information Other than the Financial Statements and Auditor's Report Thereon

The Company's Board of Directors is responsible for the other information. The other information comprises the information included in the Director's report, but does not include the Ind AS financial statements and our auditor's report thereon.

Our opinion on the Ind AS financial statements does not cover the other information and we do not express any form of assurance conclusion thereon.

In connection with our audit of the Ind AS financial statements, our responsibility is to read the other information and, in doing so, consider whether such other information is materially inconsistent with the financial statements or our knowledge obtained in the audit or otherwise appears to be materially misstated. If, based on the work we have performed, we conclude that there is a material misstatement



of this other information, we are required to report that fact. We have nothing to report in this regard.

Responsibilities of Management and Those charged with governance for the Ind AS Financial Statements

The Company's Board of Directors is responsible for the matters stated in section 134(5) of the Act with respect to the preparation of these Ind AS financial statements that give a true and fair view of the financial position, financial performance including other comprehensive income, cash flows and changes in equity of the Company in accordance with the accounting principles generally accepted in India, including the Indian Accounting Standards (Ind AS) specified under section 133 of the Act read with the Companies (Indian Accounting Standards) Rules, 2015, as amended. This responsibility also includes maintenance of adequate accounting records in accordance with the provisions of the Act for safeguarding of the assets of the Company and for preventing and detecting frauds and other irregularities; selection and application of appropriate accounting policies; making judgments and estimates that are reasonable and prudent; and the design, implementation and maintenance of adequate internal financial controls, that were operating effectively for ensuring the accuracy and completeness of the accounting records, relevant to the preparation and presentation of the Ind AS financial statements that give a true and fair view and are free from material misstatement, whether due to fraud or error.

In preparing the Ind AS financial statements, management is responsible for assessing the Company's ability to continue as a going concern, disclosing, as applicable, matters related to going concern and using the going concern basis of accounting unless management either intends to liquidate the Company or to cease operations, or has no realistic alternative but to do so.


Those charged with governance are also responsible for overseeing the Company's financial reporting process.

Auditor's Responsibilities for the Audit of the Ind AS Financial Statements

Our objectives are to obtain reasonable assurance about whether the Ind AS financial statements as a whole are free from material misstatement, whether due to fraud or error, and to issue an auditor's report that includes our opinion. Reasonable assurance is a high level of assurance, but is not a guarantee that an audit conducted in accordance with SAs will always detect a material misstatement when it exists. Misstatements can arise from fraud or error and are considered material if, individually or in the aggregate, they could reasonably be expected to influence the economic decisions of users taken on the basis of these Ind AS financial statements.

As part of an audit in accordance with SAs, we exercise professional judgment and maintain professional skepticism throughout the audit. We also:

- Identify and assess the risks of material misstatement of the Ind AS financial statements, whether due to fraud or error, design and perform audit procedures responsive to those risks, and obtain audit evidence that is sufficient and appropriate to provide a basis for our opinion. The risk of not detecting a material misstatement resulting from fraud is higher than for one resulting from error, as fraud may involve collusion, forgery, intentional omissions, misrepresentations, or the override of internal control.
- Obtain an understanding of internal control relevant to the audit in order to design audit procedures that are appropriate in the circumstances. Under section 143(3)(i) of the Act, we are also responsible for expressing our opinion on whether the Company has adequate internal financial controls with reference to financial statements in place and the operating effectiveness



of such controls,


- Evaluate the appropriateness of accounting policies used and the reasonableness of accounting estimates and related disclosures made by management.
- Conclude on the appropriateness of management's use of the going concern basis of accounting and, based on the audit evidence obtained, whether a material uncertainty exists related to events or conditions that may cast significant doubt on the Company's ability to continue as a going concern. If we conclude that a material uncertainty exists, we are required to draw attention in our auditor's report to the related disclosures in the financial statements or, if such disclosures are inadequate, to modify our opinion. Our conclusions are based on the audit evidence obtained up to the date of our auditor's report. However, future events or conditions may cause the Company to cease to continue as a going concern.
- Evaluate the overall presentation, structure and content of the Ind AS financial statements, including the disclosures, and whether the Ind AS financial statements represent the underlying transactions and events in a manner that achieves fair presentation.

We communicate with those charged with governance regarding, among other matters, the planned scope and timing of the audit and significant audit findings, including any significant deficiencies in internal control that we identify during our audit.


We also provide those charged with governance with a statement that we have complied with relevant ethical requirements regarding independence, and to communicate with them all relationships and other matters that may reasonably be thought to bear on our independence, and where applicable, related safeguards.

Report on Other Legal and Regulatory Requirements

1. As required by the Companies (Auditor's Report) Order, 2016 ("the Order"), issued by the Central Government of India in terms of sub-section (11) of section 143 of the Act, we give in the "Annexure I" a statement on the matters specified in paragraphs 3 and 4 of the Order.
2. As required by Section 143(3) of the Act, we report that:
 - (a) We have sought and obtained all the information and explanations which to the best of our knowledge and belief were necessary for the purposes of our audit;
 - (b) In our opinion, proper books of account as required by law have been kept by the Company so far as it appears from our examination of those books;
 - (c) The Balance Sheet, the Statement of Profit and Loss including the Statement of Other Comprehensive Income, the Cash Flow Statement and Statement of Changes in Equity dealt with by this Report are in agreement with the books of account;
 - (d) In our opinion, the aforesaid Ind AS financial statements comply with the Accounting Standards specified under Section 133 of the Act, read with Companies (Indian Accounting Standards) Rules, 2015, as amended;
 - (e) On the basis of the written representations received from the directors as on March 31, 2021 taken on record by the Board of Directors, none of the directors is disqualified as on March 31, 2021 from being appointed as a director in terms of Section 164(2) of the Act;



- (f) With respect to the adequacy of the internal financial controls over financial reporting of the Company with reference to these Ind AS financial statements and the operating effectiveness of such controls, refer to our separate Report in "Annexure 2" to this report;
- (g) In our opinion, the managerial remuneration for the year ended March 31, 2021 has been paid / provided by the Company to its directors in accordance with the provisions of section 197 read with Schedule V to the Act;
- (h) With respect to the other matters to be included in the Auditor's Report in accordance with Rule 11 of the Companies (Audit and Auditors) Rules, 2014, as amended in our opinion and to the best of our information and according to the explanations given to us:
- The Company has disclosed the impact of pending litigations on its financial position in its Ind AS financial statements – Refer Note 24(b) to the Ind AS financial statements;
 - The Company did not have any long-term contracts including derivative contracts for which there were any material foreseeable losses;
 - There were no amounts which were required to be transferred to the Investor Education and Protection Fund by the Company.



For S K AGRAWAL AND CO LLP
Chartered Accountants
Firm Regn. No.- 306033E/E300272

Mamta Jain


Mamta Jain
Partner

Place: Kolkata
Dated: 21st June, 2021

Membership No: 061299
UDIN:21061299AAAAAV8081


**ANNEXURE 1 TO THE INDEPENDENT AUDITORS' REPORT OF EVEN DATE
ON THE FINANCIAL STATEMENTS OF MICROSEC RESOURCES PRIVATE LIMITED.**

- (i) (a) The Company has maintained proper records showing full particulars, including quantitative details and situation of fixed assets.
- (b) All property, plant and equipment's have been physically verified by the management during the year and there is a regular programme of verification which, in our opinion, is reasonable having regard to the size of the Company and the nature of its assets. No material discrepancies were noticed on such verification.
- (c) According to the information and explanations given by the management, there are no immovable properties included in property, plant and equipment .
- (ii) There is no inventory held by the Company during the year .
- (iii) The Company has granted loans to company covered in the register maintained under section 189 of the Companies Act, 2013. In our opinion and according to the information and explanations given to us, the terms and conditions of the grant of such loans are not prejudicial to the company's interest.
- (iv) In our opinion and according to the information and explanations given to us, provisions of section 185 and 186 of the Companies Act 2013 in respect of loans to directors including entities in which they are interested and in respect of loans and advances given, investments made and, guarantees, and securities given have been complied with by the company.
- (v) The Company has not accepted any deposits within the meaning of Sections 73 to 76 of the Act and the Companies (Acceptance of Deposits) Rules, 2014 (as amended). Accordingly, the provisions of clause 3(v) of the Order are not applicable.
- (vi) To the best of our knowledge and as explained, the Central Government has not specified the maintenance of cost records under Section 148(1) of the Companies Act, 2013, for the products/services of the Company.
- (vii) (a) The Company is generally regular in depositing with appropriate authorities undisputed statutory dues including provident fund, employees' state insurance, income-tax, goods and service tax, cess and other statutory dues applicable to it.
- (b) According to the information and explanations given to us, no undisputed amounts payable in respect of provident fund, employees' state insurance, income-tax, service tax, sales-tax, duty of custom, duty of excise, value added tax, goods and service tax, cess and other statutory dues were outstanding, at the year end, for a period of more than six months from the date they became payable.
- (c) According to the records of the Company, the dues outstanding in respect of various statutory dues on account of any dispute, are as follows :-




Name of the statute	Nature of Dues	Amount (Rs.)	Period to which the amount relates	Forum where dispute is pending
Income Tax Act, 1961.	Income Tax (Disallowance of certain expenses)	36.88	2013-14	CIT Appeals
		1.02	2014-15	CIT Appeals

- (viii) The company did not have any outstanding loans or borrowing due in respect of a financial institution or bank or to the government or dues to debenture holders during the year.
- (ix) According to the information and explanations given by the management, the Company has not raised any money by way of initial public offer / further public offer / debt instruments and term loans hence, reporting under clause (ix) is not applicable to the Company and hence not commented upon.
- (x) According to the information and explanations given by the management, we report that no fraud by the Company or no material fraud on the Company by the officers and employees of the Company has been noticed or reported during the year.
- (xi) According to the information and explanations given by the management, the managerial remuneration has been paid / provided in accordance with the requisite approvals mandated by the provisions of section 197 read with Schedule V to the Companies Act, 2013.
- (xii) In our opinion, the Company is not a nidhi company. Therefore, the provisions of clause 3 (xii) of the order are not applicable to the Company and hence not commented upon.
- (xiii) According to the information and explanations given by the management, transactions with the related parties are in compliance with section 177 and 188 of Companies Act, 2013 where applicable and the details have been disclosed in the notes to the financial statements, as required by the applicable accounting standards.
- (xiv) According to the information and explanations given by the management, the Company has not made any preferential allotment or private placement of shares during the year.
- (xv) According to the information and explanations given by the management, the Company has not entered into any non-cash transactions with directors or persons connected with him as referred to in section 192 of Companies Act, 2013.



- (xvi) According to the information and explanations given to us, the provisions of section 45-IA of the Reserve Bank of India Act, 1934 are complied by the Company .



For S K AGRAWAL AND CO LLP
Chartered Accountants
Firm Regn. No.- 306033E/E300272

Mamta Jain

Mamta Jain
Partner

Membership No: 061299
UDIN:21061299AAAAAV8081

Place: Kolkata
Dated: 21st June ,2021

ANNEXURE 2 TO THE INDEPENDENT AUDITOR'S REPORT OF EVEN DATE ON THE FINANCIAL STATEMENTS OF MICROSEC RESOURCES PRIVATE LIMITED.

Report on the Internal Financial Controls under Clause (i) of Sub-section 3 of Section 143 of the Companies Act, 2013 ("the Act")

We have audited the internal financial controls over financial reporting of Microsec resources private limited("the Company") as of March 31, 2021 in conjunction with our audit of the financial statements of the Company for the year ended on that date.

Management's Responsibility for Internal Financial Controls

The Company's Management is responsible for establishing and maintaining internal financial controls based on the internal control over financial reporting criteria established by the Company considering the essential components of internal control stated in the Guidance Note on Audit of Internal Financial Controls Over Financial Reporting issued by the Institute of Chartered Accountants of India. These responsibilities include the design, implementation and maintenance of adequate internal financial controls that were operating effectively for ensuring the orderly and efficient conduct of its business, including adherence to the Company's policies, the safeguarding of its assets, the prevention and detection of frauds and errors, the accuracy and completeness of the accounting records, and the timely preparation of reliable financial information, as required under the Companies Act, 2013.

Auditor's Responsibility

Our responsibility is to express an opinion on the Company's internal financial controls over financial reporting with reference to these financial statements based on our audit. We conducted our audit in accordance with the Guidance Note on Audit of Internal Financial Controls Over Financial Reporting (the "Guidance Note") and the Standards on Auditing as specified under section 143(10) of the Companies Act, 2013, to the extent applicable to an audit of internal financial controls and, both issued by the Institute of Chartered Accountants of India. Those Standards and the Guidance Note require that we comply with ethical requirements and plan and perform the audit to obtain reasonable assurance about whether adequate internal financial controls over financial reporting with reference to these financial statements was established and maintained and if such controls operated effectively in all material respects.

Our audit involves performing procedures to obtain audit evidence about the adequacy of the internal financial controls over financial reporting with reference to these financial statements and their operating effectiveness. Our audit of internal financial controls over financial reporting included obtaining an understanding of internal financial controls over financial reporting with reference to these financial statements, assessing the risk that a material weakness exists, and testing and evaluating the design and operating effectiveness of internal control based on the assessed risk. The procedures selected depend on the auditor's judgement, including the assessment of the risks of material misstatement of the financial statements, whether due to fraud or error.

We believe that the audit evidence we have obtained is sufficient and appropriate to provide a basis for our audit opinion on the internal financial controls over financial reporting with reference to these financial statements.



Meaning of Internal Financial Controls Over Financial Reporting With Reference to these Financial Statements


A company's internal financial control over financial reporting with reference to these financial statements is a process designed to provide reasonable assurance regarding the reliability of financial reporting and the preparation of financial statements for external purposes in accordance with generally accepted accounting principles. A company's internal financial control over financial reporting with reference to these financial statements includes those policies and procedures that (1) pertain to the maintenance of records that, in reasonable detail, accurately and fairly reflect the transactions and dispositions of the assets of the company; (2) provide reasonable assurance that transactions are recorded as necessary to permit preparation of financial statements in accordance with generally accepted accounting principles, and that receipts and expenditures of the company are being made only in accordance with authorisations of management and directors of the company; and (3) provide reasonable assurance regarding prevention or timely detection of unauthorised acquisition, use, or disposition of the company's assets that could have a material effect on the financial statements.

Inherent Limitations of Internal Financial Controls Over Financial Reporting with Reference to these Financial Statements

Because of the inherent limitations of internal financial controls over financial reporting with reference to these financial statements, including the possibility of collusion or improper management override of controls, material misstatements due to error or fraud may occur and not be detected. Also, projections of any evaluation of the internal financial controls over financial reporting with reference to these financial statements to future periods are subject to the risk that the internal financial control over financial reporting with reference to these financial statements may become inadequate because of changes in conditions, or that the degree of compliance with the policies or procedures may deteriorate.

Opinion

In our opinion, the Company has, in all material respects, adequate internal financial controls over financial reporting with reference to these financial statements and such internal financial controls over financial reporting with reference to these financial statements were operating effectively as at March 31, 2021, based on the internal control over financial reporting criteria established by the Company considering the essential components of internal control stated in the Guidance Note on Audit of Internal Financial Controls Over Financial Reporting issued by the Institute of Chartered Accountants of India.



Place: Kolkata
Dated: 21st June ,2021

For S K AGRAWAL AND CO LLP
Chartered Accountants
Firm Regn. No.- 306033E/E300272

Mamta Jain

Mamta Jain
Partner

Membership No: 061299
UDIN:21061299AAAAAV8081

MICROSEC RESOURCES PRIVATE LIMITED

CIN- U51109WB1994PTC066509
Azimganj House, 7, Camac Street, 2nd Floor
Kolkata - 700 017

BALANCE SHEET AS AT MARCH 31, 2021

Rs. In Lacs

Particulars	Note No.	As at March 31, 2021	As at March 31, 2020
ASSETS			
1. Financial Assets			
(i) Cash and cash equivalents	3	14.17	15.24
(ii) Trade receivables	4	0.04	0.04
(iii) Loans	5	824.89	902.78
(iv) Investments	6	1,619.91	1,333.09
(v) Other financial assets	7	24.14	45.37
		2,483.15	2,296.52
2. Non Financial Assets			
(i) Current Tax Assets (Net)	8	125.22	99.66
(ii) Deferred Tax Assets (Net)	9	19.35	1.80
(iii) Property, plant and equipment	10	0.79	0.83
(iv) Other Non-Financial assets	11	3.48	2.43
		148.84	104.72
Total Assets		2,631.99	2,401.24
EQUITY AND LIABILITIES			
Liabilities			
1. Financial Liabilities			
(i) Trade payables	12	-	-
Total outstanding dues of Micro Enterprises and Small Enterprises		-	-
Total outstanding dues of creditors other than Micro Enterprises and Small Enterprises		0.67	0.94
(iii) Other financial liabilities	13	0.11	1.95
Total Financial Liabilities		0.78	2.89
2. Non Financial liabilities			
(i) Provisions	14	4.07	3.73
(ii) Other Non- Financial Liabilities	15	0.25	0.21
Total Non- Financial Liabilities		4.32	3.94
3. Equity			
(i) Equity share capital	16	258.14	258.14
(ii) Other equity	17	2,368.75	2,136.27
Total Equity		2,626.89	2,394.41
TOTAL EQUITY AND LIABILITIES		2,631.99	2,401.24

Summary of significant accounting policies

2.2

The accompanying notes are an integral part of the financial statements

As per our report of even date

For S K Agrawal and Co Chartered Accountants LLP
Chartered Accountants

Firm Registration No: 306033E/E300272

For and on behalf of the Board of Directors

Mamta Jain
Mamta Jain
Partner

Membership No. 061299

Banwari Lal Mittal
Banwari Lal Mittal
Director

DIN : 00365809

Ravi Kant Sharma
Ravi Kant Sharma
Director

DIN : 00364066

Place: Kolkata

Date: 21st June, 2021



MICROSEC RESOURCES PRIVATE LIMITED

CIN- U51109WB1994PTC066509

Azimganj House, 7, Camac Street, 2nd Floor

Kolkata - 700 017

Statement of Profit and Loss for the year ended March 31, 2021

		Rs. in lacs		
	Particulars	Notes	2020-21	2019-20
	Income			
I.	Revenue from Operations	18		
	Interest Income		90.62	112.98
	Profit from sale of Investments		66.65	5.04
	Fair Value gain on Investment measured through FVTPL		79.95	5.78
	Dividend Income		3.97	2.25
	Brokerage & Commission Income		-	0.24
	Total Revenue From Operations		241.19	126.29
II.	Other Income	19	16.45	20.65
III.	Total Income (I + II)		257.64	146.94
IV.	Expenses			
	Employee Benefits Expense	20	20.27	21.45
	Depreciation	10	0.04	0.06
	Other Expenses	21	17.72	158.23
	Total Expenses (IV)		38.03	179.74
V.	Profit/ (Loss) before tax for the year (III - IV)		219.61	(32.80)
VI.	Tax Expense :			
	(a) Current Tax		4.59	-
	(b) Income Tax of Earlier Years		-	-
	(c) Deferred Tax		(17.53)	(0.25)
	Total Tax Expenses (VI)		(12.94)	(0.25)
VII.	Profit/ (Loss) for the year (V - VI)		232.55	(32.55)
VIII.	Other Comprehensive Income/ (Loss) (OCI)			
	Item that will not be subsequently classified to profit or loss account		(0.09)	1.74
	Re-Measurement gains on defined benefit plans			
	Tax impact		0.02	(0.45)
	Other comprehensive income/(loss) for the year, net of income tax		(0.07)	1.29
IX	Total Comprehensive Income for the year (VII + VIII)		232.48	(31.26)
	Earnings per share - Basic and Diluted (Nominal value Rs. 10 per share)	22	9.01	(1.26)

Summary of significant accounting policies

2.2

The accompanying notes are an integral part of the financial statements

As per our report of even date

For S K Agrawal and Co Chartered Accountants LLP

Chartered Accountants

Firm Registration No: 306033E/E300272


For and on behalf of the Board of Directors

Mamta Jain
Mamta Jain
Partner

Membership No. 061299

Place: Kolkata

Date: 21st June, 2021



Banwari Lal Mittal

Banwari Lal Mittal
Director
DIN : 00365809

Ravi Kant Sharma

Ravi Kant Sharma
Director
DIN : 00364066

MICROSEC RESOURCES PRIVATE LIMITED

CIN- U51109WB1994PTC066509

Azimganj House, 7, Camac Street, 2nd Floor
Kolkata - 700 017

Statement of Changes in Equity for the year ended March 31, 2021

A) Equity Share Capital (Refer Note 16)

	Subscribed and fully paid-up		Total Equity share capital
	No. of Shares	Rs. In Lacs	Rs. in Lacs
As at April 1, 2019	321,000	3.21	32.10
Additions/ (deletions) during the year	2,260,357	22.60	226.04
As at March 31, 2020	2,581,357	25.81	258.14
Additions/ (deletions) during the year	-	-	-
As at March 31, 2021	2,581,357	25.81	258.14

B) Other Equity (Refer Note 17)

	Reserves and Surplus				Equity Component of Financial Instrument	Rs. in Lacs
	Reserve under Section 45-IC of the Reserve Bank of India Act, 1934	General Reserve	Securities Premium	Retained earnings (including Other Comprehensive Income)		Total
Balance as at April 1, 2019	71.50	162.36	100.27	(65.29)	2,124.73	2,393.57
Addition/ (deletion) during the year	-	-	1,898.69	-	(2,124.73)	(226.04)
Profit for the year	-	-	-	(32.55)	-	(32.55)
Other comprehensive (loss) for the year	-	-	-	1.29	-	1.29
Balance as at March 31, 2020	71.50	162.36	1,998.96	(96.55)	-	2,136.27
Addition/ (deletion) during the year	46.51	-	-	(46.51)	-	-
Profit for the year	-	-	-	232.55	-	232.55
Other comprehensive (loss) for the year	-	-	-	(0.07)	-	(0.07)
Balance as at March 31, 2021	118.01	162.36	1,998.96	89.42	-	2,368.75

Summary of significant accounting policies

The accompanying notes are an integral part of the financial statements

As per our report of even date


For S K Agrawal and Co Chartered Accountants LLP
Chartered Accountants

Firm Registration No: 306033E/E300272

Mamta Jain

Mamta Jain
Partner
Membership No. 061299

Place: Kolkata
Date: 21st June, 2021



For and on behalf of the Board of Directors

B. Mittal

Banwari Lal Mittal
Director
DIN : 00365809

R. Sharma

Ravi Kant Sharma
Director
DIN : 00364066


MICROSEC RESOURCES PRIVATE LIMITED

CIN- U51109WB1994PTC066509
Azimganj House, 7, Camac Street, 2nd Floor
Kolkata - 700 017

Cash Flow Statement for the year ended March 31, 2021

Rs. in lacs

Particulars	2020-21	2019-20
A. Cash Flows from Operating Activities		
Profit/ (Loss) before tax	219.61	(32.80)
Adjustments to reconcile profit before tax to net cash flows:		
Depreciation and amortization expense	0.04	0.06
Gratuity Expenses	0.44	0.82
Interest on Fixed Deposits and Others	(16.10)	(19.92)
Liabilities no longer required	(0.16)	-
Provision for Standard Assets	(0.19)	(0.73)
Operating cash flows before working capital changes	203.64	(52.57)
Working capital adjustments:		
(Increase)/ Decrease in Trade receivables	-	0.13
(Increase)/ Decrease in Loans	77.89	291.33
(Increase)/ Decrease in Investments	(286.82)	(418.09)
(Increase)/ Decrease in Other Financials Assets	15.95	(39.90)
(Increase)/ Decrease in Other Non- Financials Assets	(1.05)	121.88
Increase / (Decrease) in trade payables	(0.27)	0.05
Increase / (Decrease) in other financial liabilities	(1.68)	0.42
Increase / (Decrease) in other non- financial liabilities	0.04	0.04
Increase / (Decrease) in provisions	-	(0.34)
Cash generated/ (usedin) from operations	7.70	(97.05)
Income-tax paid	(30.15)	101.25
Net cash (used in)/ Generated from Operating Activities	(22.45)	4.20
B. Cash Flows from Investing Activities		
Purchase of property, plant and equipment including capital advances	-	-
Interest on fixed deposits	21.38	1.15
Net cash (used in)/ Generated from Investing Activities	21.38	1.15
C. Cash flows from Financing Activities		
Net cash (used in)/ Generated from Financing Activities	-	-
Net Increase / (decrease) in cash and cash equivalents	(1.07)	5.35
Cash and Cash Equivalents at the beginning of the year	15.24	9.89
Cash and Cash Equivalents at the end of the year	14.17	15.24



MICROSEC RESOURCES PRIVATE LIMITED

CIN- U51109WB1994PTC066509
Azimganj House, 7, Camac Street, 2nd Floor
Kolkata - 700 017

Cash Flow Statement for the year ended March 31, 2021**Explanation:**

1. The above Cash Flow Statement has been prepared under the "Indirect Method" as set out in Ind AS - 7 "Statement of Cash Flows"

2. Cash & Cash Equivalents are represented by:

Rs. in Lacs

	As at March 31, 2021	As at March 31, 2020
Cash on Hand	0.22	0.01
Balances with Banks:		
In Current Accounts	3.95	5.23
Bank Deposits with original maturity of less than 3 months	10.00	10.00
Total	14.17	15.24

This is the Cash flow statement referred to in our report of even date.

For and on behalf of the Board of Directors

For S K Agrawal and Co Chartered Accountants LLP

Chartered Accountants

Firm Registration No: 306033E/E300272

Mamta Jain

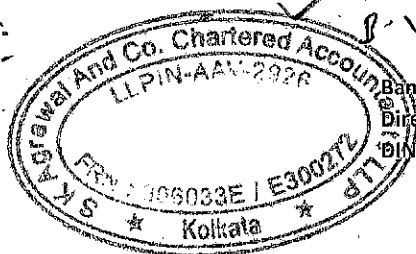
Mamta Jain

Partner

Membership No. 061299

Place: Kolkata

Date: 21st June, 2021



Banwari Lal Mittal

Banwari Lal Mittal

Director

DIN : 00365809

R K Sharma

Ravi Kant Sharma

Director

DIN : 00364066

1. Corporate Information

Microsec Resources Private Limited ("Company" or "MRPL") is a private company domiciled in India. The registered office of the company is located at Azimganj House, 2nd Floor, 7 Abanindra Nath Thakur Sarani (formerly Camac Street), Kolkata - 700 017. The Company is a non-banking financial company engaged in the business of Financing.

2.1 Basis of preparation

The financial statements of the Company has been prepared in accordance with Indian Accounting Standards (Ind AS) notified under the Companies (Indian Accounting Standards) Rules, 2015 (as amended from time to time) and presentation requirements of Division II of Schedule III to the Companies Act, 2013, (Ind AS compliant Schedule III).

The financial statements have been prepared on a historical cost basis.

The financial statements are presented in INR and all values are rounded to the nearest lacs (INR 00,000), except when otherwise indicated.

The financial statements for the year ended March 31, 2020, are the first Ind AS financial statements. The transition to Ind AS was carried out in accordance with Ind AS 101 First-Time adoption of Indian Accounting Standards with the date of transition as April 01, 2018.

2.2 Summary of significant accounting policies

a. Fair value measurement

The Company measures financial instruments, such as, derivatives at fair value at each balance sheet date.

Fair value is the price that would be received to sell an asset or paid to transfer a liability in an orderly transaction between market participants at the measurement date. The fair value measurement is based on the presumption that the transaction to sell the asset or transfer the liability takes place either:

- In the principal market for the asset or liability, or
- In the absence of a principal market, in the most advantageous market for the asset or liability

The principal or the most advantageous market must be accessible by the Company.



The fair value of an asset or a liability is measured using the assumptions that market participants would use when pricing the asset or liability, assuming that market participants act in their best economic interest.

A fair value measurement of a non-financial asset takes into account a market participant's ability to generate economic benefits by using the asset in its best possible manner or by selling it to another market participant that would use the asset in its best possible manner.

The Company uses valuation techniques that are appropriate in the circumstances and for which sufficient data are available to measure fair value, maximising the use of relevant observable inputs and minimising the use of unobservable inputs.

All assets and liabilities for which fair value is measured or disclosed in the financial statements are categorised within the fair value hierarchy, described as follows, based on the lowest level input that is significant to the fair value measurement as a whole:

- Level 1 — Quoted (unadjusted) market prices in active markets for identical assets or liabilities
- Level 2 — Valuation techniques for which the lowest level input that is significant to the fair value measurement is directly or indirectly observable
- Level 3 — Valuation techniques for which the lowest level input that is significant to the fair value measurement is unobservable



For assets and liabilities that are recognised in the financial statements on a recurring basis, the Company determines whether transfers have occurred between levels in the hierarchy by re-assessing categorisation (based on the lowest level input that is significant to the fair value measurement as a whole) at the end of each reporting period.

For the purpose of fair value disclosures, the Company has determined classes of assets and liabilities on the basis of their nature, characteristics and risks of the asset or liability and the level of the fair value hierarchy as explained above.

b. Income Recognition

Interest income is recognised in the **Statement of Profit and Loss** using the effective interest method in case of Financial Assets at Amortised Cost.

Dividend income is recognised in the **Statement of Profit and Loss** when the right to receive dividend is established except in case of dividend from Mutual Funds, which are recognized on cash basis.

c. Revenue from contract with customer

Revenue from contracts with customers is recognised when control of the goods or services are transferred to the customer at an amount that reflects the consideration to which the Company expects to be entitled in exchange for those goods or services.

Sale of goods

Revenue from sale of goods is recognised at the point in time when control of the goods is transferred to the customer, generally on delivery of the goods.

Contract balances

Trade receivables

A receivable is recognised if an amount of consideration that is unconditional (i.e., only the passage of time is required before payment of the consideration is due). Refer to accounting policies of financial assets in section (o) Financial instruments – initial recognition and subsequent measurement.

Contract liabilities



A contract liability is recognised if a payment is received or a payment is due (whichever is earlier) from a customer before the Group transfers the related goods or services. Contract liabilities are recognised as revenue when the Group performs under the contract (i.e., transfers control of the related goods or services to the customer).

d. Government grants

Government grants are recognised where there is reasonable assurance that the grant will be received, and all the conditions attached to the same will be complied with. When the grant relates to an expense item, it is recognised as income on a systematic basis over the periods that the related costs, for which it is intended to compensate, are expensed. When the grant relates to an asset, it is recognised as income in equal amounts over the expected useful life of the related asset.

When the Company receives grants of non-monetary assets, the asset and the grant are recorded at fair value amounts and released to profit or loss over the expected useful life in a pattern of consumption of the benefit of the underlying asset i.e. by equal annual instalments.

When loans or similar assistance are provided by governments or related institutions with an interest rate below the current applicable market rate, the effect of this favourable interest is regarded as a government grant. The loan or assistance is initially recognised and measured at fair value and the government grant is measured as the



difference between the initial carrying value of the loan and the proceeds received. The loan is subsequently measured as per the accounting policy applicable to financial liabilities.

e. Taxes

Current income tax

Current income tax assets and liabilities are measured at the amount expected to be recovered from or paid to the taxation authorities. The tax rates and tax laws used to compute the amount are those that are enacted or substantively enacted, at the reporting date in the countries where the Company operates and generates taxable income.

Current income tax relating to items recognised outside profit or loss is recognised outside profit or loss (either in other comprehensive income or in equity). Current tax items are recognised in correlation to the underlying transaction either in OCI or directly in equity. Management periodically evaluates positions taken in the tax returns with respect to situations in which applicable tax regulations are subject to interpretation and establishes provisions where appropriate.

Deferred tax

Deferred tax is provided using the liability method on temporary differences between the tax bases of assets and liabilities and their carrying amounts for financial reporting purposes at the reporting date.

Deferred tax liabilities are recognised for all taxable temporary differences, except:

- When the deferred tax liability arises from the initial recognition of goodwill or an asset or liability in a transaction that is not a business combination and, at the time of the transaction, affects neither the accounting profit nor taxable profit or loss
- In respect of taxable temporary differences associated with investments in subsidiaries, associates and interests in joint ventures, when the timing of the reversal of the temporary differences can be controlled and it is probable that the temporary differences will not be reversed in the foreseeable future

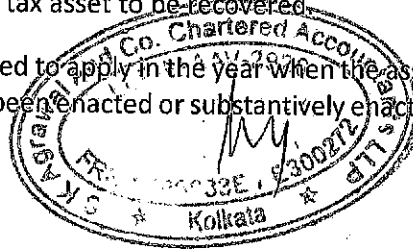

Deferred tax assets are recognised for all deductible temporary differences, the carry forward of unused tax credits and any unused tax losses.

Deferred tax assets are recognised to the extent that it is probable that taxable profit will be available against which the deductible temporary differences, and the carry forward of unused tax credits and unused tax losses can be utilised, except:

- When the deferred tax asset relating to the deductible temporary difference arises from the initial recognition of an asset or liability in a transaction that is not a business combination and, at the time of the transaction, affects neither the accounting profit nor taxable profit or loss
- In respect of deductible temporary differences associated with investments in subsidiaries, associates and interests in joint ventures, deferred tax assets are recognised only to the extent that it is probable that the temporary differences will be reversed in the foreseeable future and taxable profit will be available against which the temporary differences can be utilised

The carrying amount of deferred tax assets is reviewed at each reporting date and reduced to the extent that it is no longer probable that sufficient taxable profit will be available to allow all or part of the deferred tax asset to be utilised. Unrecognised deferred tax assets are re-assessed at each reporting date and are recognised to the extent that it has become probable that future taxable profits will allow the deferred tax asset to be recovered.

Deferred tax assets and liabilities are measured at the tax rates that are expected to apply in the year when the asset is realised, or the liability is settled, based on tax rates (and tax laws) that have been enacted or substantively enacted at the reporting date.



Deferred tax relating to items recognised outside profit or loss is recognised outside profit or loss (either in other comprehensive income or in equity). Deferred tax items are recognised in correlation to the underlying transaction either in OCI or directly in equity.

The Company offsets deferred tax assets and deferred tax liabilities if and only if it has a legally enforceable right to set off current tax assets and current tax liabilities and the deferred tax assets and deferred tax liabilities relates to income taxes levied by the same taxation authority on either the same taxable entity or different taxable entities which intend either to settle current tax liabilities and assets on a net basis, or to realise the assets and settle the liabilities simultaneously, in each future period in which significant amounts of deferred tax liabilities or assets are expected to be settled or recovered.

Sales/ value added taxes paid on acquisition of assets or on incurring expenses

Expenses and assets are recognised net of the amount of sales/ value added taxes paid, except:

- When the tax incurred on a purchase of assets or services is not recoverable from the taxation authority, in that case, the tax paid is recognised as part of the cost of acquisition of the asset or as part of the expense item, as applicable
- When receivables and payables are stated with the amount of tax included

The net amount of tax recoverable from, or payable to, the taxation authority is included as part of receivables or payables in the balance sheet.

f. Operating Cycle

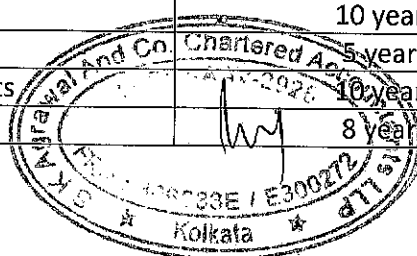
All assets and liabilities have been classified as per the Company's normal operating cycle and other criteria set out in the Schedule III to the Companies Act, 2013 and Ind AS 1 – Presentation of Financial Statements based on the nature of products and the time between the acquisition of assets for processing and their realisation in cash and cash equivalents.

g. Property, plant and equipment

Capital work in progress is stated at cost, net of accumulated impairment loss, if any. Plant and equipment are stated at cost, net of accumulated depreciation and accumulated impairment losses, if any. Such cost includes the cost of replacing part of the plant and equipment and borrowing costs for long-term construction projects if the recognition criteria are met. When significant parts of plant and equipment are required to be replaced at intervals, the Company depreciates them separately based on their specific useful lives. Likewise, when a major inspection is performed, its cost is recognised in the carrying amount of the plant and equipment as a replacement if the recognition criteria are satisfied. All other repair and maintenance costs are recognised in the **Statement of Profit & loss** as and when incurred. The present value of the expected cost for the decommissioning of an asset after its use is included in the cost of the respective asset if the recognition criteria for creating a provision are met.

Depreciation is calculated on a Written down Value (WDV) basis over the estimated useful lives of the assets as follows:

Type of Asset	Useful Life estimated by the management
Building	60 Years
Plant & Equipment	5-15 years
Computers	3 years
Furniture & Fixtures	10 years
Office equipments	5 years
Electrical Equipments	10 years
Motor Vehicles	8 years



The Company depreciates its Property, plant and equipment over estimated useful lives which are as per the useful life prescribed in Schedule II to the Companies Act, 2013 except Plant & Equipment which is lower than those indicated in Schedule II i.e. 5-15 years. The management believes that these useful lives are realistic and reflect fair approximation of the period over which the assets are likely to be used.

An item of property, plant and equipment and any significant part initially recognised is derecognised upon disposal or when no future economic benefits are expected from its use or disposal. Any gain or loss arising on de-recognition of the asset (calculated as the difference between the net disposal proceeds and the carrying amount of the asset) is included in the statement of profit and loss when the asset is derecognised.

The residual values, useful lives and methods of depreciation of property, plant and equipment are reviewed at the end of each financial year and adjusted prospectively, if appropriate.

h. Intangible assets

Intangible assets acquired separately are measured on initial recognition at cost.

The useful lives of intangible assets are assessed as either finite or indefinite.

Intangible assets with finite lives are amortised over the useful economic life and assessed for impairment whenever there is an indication that the intangible asset may be impaired. The amortisation period and the amortisation method for an intangible asset with a finite useful life are reviewed at least at the end of each reporting period. Changes in the expected useful life or the expected pattern of consumption of future economic benefits embodied in the asset are considered to modify the amortisation period or method, as appropriate, and are treated as changes in accounting estimates. The amortisation expense on intangible assets with finite lives is recognised in the statement of profit and loss unless such expenditure forms part of carrying value of another asset.

An intangible asset is de-recognised upon disposal (i.e., at the date the recipient obtains control) or when no future economic benefits are expected from its use or disposal. Any gain or loss arising upon de-recognition of the asset (calculated as the difference between the net disposal proceeds and the carrying amount of the asset) is included in the **Statement of profit and loss** when the asset is derecognised.

i. Leases

The Company assesses at contract inception whether a contract is, or contains, a lease. That is, if the contract conveys the right to control the use of an identified asset for a period of time in exchange for consideration.


Company as a lessee

The Company applies a single recognition and measurement approach for all leases, except for short-term leases and leases of low-value assets. The Company recognises lease liabilities to make lease payments and right-of-use assets representing the right to use the underlying assets.

(i) Right-of-use assets

The Company recognises right-of-use assets at the commencement date of the lease (i.e., the date the underlying asset is available for use). Right-of-use assets are measured at cost, less any accumulated depreciation and impairment losses, and adjusted for any re-measurement of lease liabilities. The cost of right-of-use assets includes the amount of lease liabilities recognised, initial direct costs incurred, and lease payments made at or before the commencement date less any lease incentives received. Right-of-use assets are depreciated on a straight-line basis over the shorter of the lease term and the estimated useful lives of the assets.

The right-of-use assets are also subject to impairment. Refer to the accounting policies in section (j) Impairment of non-financial assets.



(ii) Lease Liabilities

At the commencement date of the lease, the Company recognises lease liabilities measured at the present value of lease payments to be made over the lease term. The lease payments include fixed payments (including in substance fixed payments) less any lease incentives receivable, variable lease payments that depend on an index or a rate, and amounts expected to be paid under residual value guarantees. The lease payments also include the exercise price of a purchase option reasonably certain to be exercised by the Company and payments of penalties for terminating the lease, if the lease term reflects the Company exercising the option to terminate. Variable lease payments that do not depend on an index or a rate are recognised as expenses (unless they are incurred to produce inventories) in the period in which the event or condition that triggers the payment occurs.

In calculating the present value of lease payments, the Company uses its incremental borrowing rate at the lease commencement date because the interest rate implicit in the lease is not readily determinable. After the commencement date, the amount of lease liabilities is increased to reflect the accretion of interest and reduced for the lease payments made. In addition, the carrying amount of lease liabilities is re-measured if there is a modification, a change in the lease term, a change in the lease payments (e.g., changes to future payments resulting from a change in an index or rate used to determine such lease payments) or a change in the assessment of an option to purchase the underlying asset.

(iii) Short-term leases and leases of low-value assets

The Company applies the short-term lease recognition exemption to its short-term leases (i.e., those leases that have a lease term of 12 months or less from the commencement date and do not contain a purchase option). It also applies the lease of low-value assets recognition exemption to leases. Lease payments on short-term leases and leases of low-value assets are recognised as expense on a straight-line basis over the lease term.

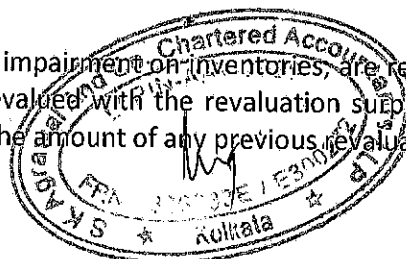
j. Impairment of non-financial assets

The Company assesses, at each reporting date, whether there is an indication that an asset may be impaired. If any indication exists, or when annual impairment testing for an asset is required, the Company estimates the asset's recoverable amount. An asset's recoverable amount is the higher of an asset's or cash-generating unit's (CGU) fair value less costs of disposal and its value in use. The recoverable amount is determined for an individual asset, unless the asset does not generate cash inflows that are largely independent of those from the other assets of the company. When the carrying amount of an asset or CGU exceeds its recoverable amount, the asset is considered impaired and is written down to its recoverable amount.

In assessing value in use, the estimated future cash flows are discounted to their present value using a pre-tax discount rate that reflects current market assessments of the time value of money and the risks specific to the asset. In determining fair value less costs of disposal, recent market transactions are taken into account. If no such transactions can be identified, an appropriate valuation model is used. These calculations are corroborated by valuation multiples, quoted share prices for publicly traded companies or other available fair value indicators.

The Company bases its impairment calculation on detailed budgets and forecast calculations, which are prepared separately for each of the Company's CGUs to which the individual assets are allocated. These budgets and forecast calculations generally cover a period of five years. For longer periods, a long-term growth rate is calculated and applied to project future cash flows after the fifth year. To estimate cash flow projections beyond periods covered by the most recent budgets/forecasts, the Company extrapolates cash flow projections in the budget using a steady or declining growth rate for subsequent years, unless an increasing rate can be justified. In any case, this growth rate does not exceed the long-term average growth rate for the products, industries, or country in which the Company operates, or for the market in which the asset is used.

Impairment losses of continuing operations, including impairment on inventories, are recognised in the statement of profit and loss, except for properties previously revalued with the revaluation surplus taken to OCI. For such properties, the impairment is recognised in OCI up to the amount of any previous revaluation surplus.



For assets excluding goodwill, an assessment is made at each reporting date to determine whether there is an indication that previously recognised impairment losses no longer exist or have decreased. If such indication exists, the Company estimates the asset's or CGU's recoverable amount. A previously recognised impairment loss is reversed only if there has been a change in the assumptions used to determine the asset's recoverable amount since the last impairment loss was recognised. The reversal is limited so that the carrying amount of the asset does not exceed its recoverable amount, nor exceed the carrying amount that would have been determined, net of depreciation, had no impairment loss been recognised for the asset in prior years. Such reversal is recognised in the statement of profit and loss unless the asset is carried at a revalued amount, in which case, the reversal is treated as increase in revaluation.

Under Ind AS 116.33, right-of-use assets are subject to the impairment requirements of Ind AS 36 Impairment of Assets.

k. Investments

Investment in subsidiaries, associates, joint ventures are carried at cost less accumulated impairment, if any

l. Claims

Claims against the Company not acknowledged as debts are disclosed after a careful evaluation of the facts and legal aspects of the matter involved.

m. Provisions

General

Provisions are recognised when the Company has a present obligation (legal or constructive) as a result of a past event, it is probable that an outflow of resources embodying economic benefits will be required to settle the obligation and a reliable estimate can be made of the amount of the obligation. When the Company expects some or all of a provision to be reimbursed, for example, under an insurance contract, the reimbursement is recognised as a separate asset, but only when the reimbursement is virtually certain. The expense relating to a provision is presented in the statement of profit and loss net of any reimbursement.

If the effect of the time value of money is material, provisions are discounted using a current pre-tax rate that reflects, when appropriate, the risks specific to the liability. When discounting is used, the increase in the provision due to the passage of time is recognised as a finance cost.

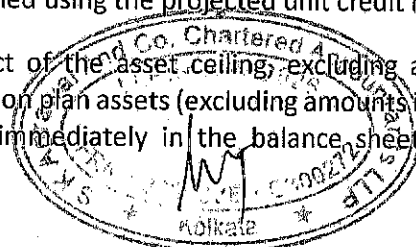

n. Retirement and other employee benefits

Retirement benefit in the form of provident fund is a defined contribution scheme. The Company has no obligation, other than the contribution payable to the provident fund. The Company recognizes contribution payable to the provident fund scheme as an expense, when an employee renders the related service. If the contribution payable to the scheme for service received before the balance sheet date exceeds the contribution already paid, the deficit payable to the scheme is recognized as a liability after deducting the contribution already paid. If the contribution already paid exceeds the contribution due for services received before the balance sheet date, then excess is recognized as an asset to the extent that the pre-payment will lead to, for example, a reduction in future payment or a cash refund.

The Company operates a defined benefit gratuity plan in India, which requires contributions to be made to a separately administered fund.

The cost of providing benefits under the defined benefit plan is determined using the projected unit credit method.

Re-measurements, comprising of actuarial gains and losses, the effect of the asset ceiling, excluding amounts included in net interest on the net defined benefit liability and the return on plan assets (excluding amounts included in net interest on the net defined benefit liability), are recognised immediately in the balance sheet with a



corresponding debit or credit to retained earnings through OCI in the period in which they occur. Re-measurements are not reclassified to profit or loss in subsequent periods.

Past service costs are recognised in profit or loss on the earlier of:

- The date of the plan amendment or curtailment, and
- The date that the Company recognises related restructuring costs
- Net interest is calculated by applying the discount rate to the net defined benefit liability or asset. The Company recognises the following changes in the net defined benefit obligation as an expense in the consolidated statement of profit and loss:
- Service costs comprising current service costs, past-service costs, gains and losses on curtailments and non-routine settlements; and
- Net interest expense or income

o. Financial instruments

A financial instrument is any contract that gives rise to a financial asset of one entity and a financial liability or equity instrument of another entity.

Financial assets

Initial recognition and measurement

Financial assets are classified, at initial recognition, as subsequently measured at amortised cost, fair value through other comprehensive income (OCI), and fair value through profit or loss.

The classification of financial assets at initial recognition depends on the financial asset's contractual cash flow characteristics and the Company's business model for managing them. With the exception of trade receivables that do not contain a significant financing component or for which the Company has applied the practical expedient, the Company initially measures a financial asset at its fair value plus, in the case of a financial asset not at fair value through profit or loss, transaction costs. Trade receivables that do not contain a significant financing component or for which the Company has applied the practical expedient are measured at the transaction price determined under Ind AS 115. Refer to the accounting policies in section (c) Revenue from contracts with customers.

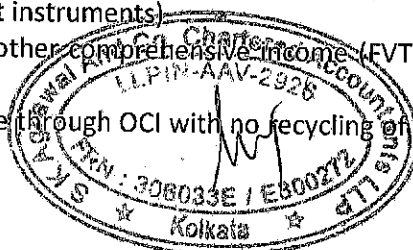
For a financial asset to be classified and measured at amortised cost or fair value through OCI, it needs to give rise to cash flows that are 'solely payments of principal and interest (SPPI)' on the principal amount outstanding. This assessment is referred to as the SPPI test and is performed at an instrument level. Financial assets with cash flows that are not SPPI are classified and measured at fair value through profit or loss, irrespective of the business model.

The Company's business model for managing financial assets refers to how it manages its financial assets in order to generate cash flows. The business model determines whether cash flows will result from collecting contractual cash flows, selling the financial assets, or both. Financial assets classified and measured at amortised cost are held within a business model with the objective to hold financial assets in order to collect contractual cash flows while financial assets classified and measured at fair value through OCI are held within a business model with the objective of both holding to collect contractual cash flows and selling.

Subsequent measurement

For purposes of subsequent measurement, financial assets are classified in four categories:

- Financial assets at amortised cost (debt instruments)
- Financial assets at fair value through other comprehensive income (FVTOCI) with recycling of cumulative gains and losses (debt instruments)
- Financial assets designated at fair value through OCI with no recycling of cumulative gains and losses upon de-recognition (equity instruments)



➤ Financial assets at fair value through profit or loss

Financial assets at amortised cost (debt instruments)

A 'financial asset' is measured at the amortised cost if both the following conditions are met:

- a) The asset is held within a business model whose objective is to hold assets for collecting contractual cash flows, and
- b) Contractual terms of the asset give rise on specified dates to cash flows that are solely payments of principal and interest (SPPI) on the principal amount outstanding.

This category is the most relevant to the Company. After initial measurement, such financial assets are subsequently measured at amortised cost using the effective interest rate (EIR) method. Amortised cost is calculated by considering any discount or premium on acquisition and fees or costs that are an integral part of the EIR. The EIR amortisation is included in finance income in the profit or loss. The losses arising from impairment are recognised in the **Statement of profit or loss**. The Company's financial assets at amortised cost includes trade receivables, loans and cash & bank balance. For more information on receivables, refer to Note 4.

Financial assets at fair value through OCI (FVTOCI) (debt instruments)

A 'financial asset' is classified as at the FVTOCI if both of the following criteria are met:

- a) The objective of the business model is achieved both by collecting contractual cash flows and selling the financial assets, and
- b) The asset's contractual cash flows represent SPPI.

Debt instruments included within the FVTOCI category are measured initially as well as at each reporting date at fair value. For debt instruments, at fair value through OCI, interest income, foreign exchange revaluation and impairment losses or reversals are recognised in the profit or loss and computed in the same manner as for financial assets measured at amortised cost. The remaining fair value changes are recognised in OCI. Upon de-recognition, the cumulative fair value changes recognised in OCI is reclassified from the equity to profit or loss.

Financial assets designated at fair value through OCI (equity instruments)

Upon initial recognition, the Company can elect to classify irrevocably its equity investments as equity instruments designated at fair value through OCI when they meet the definition of equity under Ind AS 32 Financial Instruments: Presentation and are not held for trading. The classification is determined on an instrument-by-instrument basis. Equity instruments which are held for trading and contingent consideration recognised by an acquirer in a business combination to which Ind AS103 applies are classified as at FVTPL.


Gains and losses on these financial assets are never recycled to profit or loss. Equity instruments designated at fair value through OCI are not subject to impairment assessment.

Financial assets at fair value through profit or loss

Financial assets at fair value through profit or loss are carried in the balance sheet at fair value with net changes in fair value recognised in the **Statement of profit and loss**.

The Company elected to classify its Quoted Equity Shares & Unquoted mutual funds under this category.

This category includes derivative instruments and listed equity investments which the Company had not irrevocably elected to classify at fair value through OCI. Dividends on listed equity investments are recognised in the statement of profit and loss when the right of payment has been established.



De-recognition

A financial asset (or, where applicable, a part of a financial asset or part of a Company of similar financial assets) is primarily derecognised (i.e. removed from the Company's balance sheet) when:

- The rights to receive cash flows from the asset have expired, or
- The Company has transferred its rights to receive cash flows from the asset or has assumed an obligation to pay the received cash flows in full without material delay to a third party under a 'pass-through' arrangement; and either (a) the Company has transferred substantially all the risks and rewards of the asset, or (b) the Company has neither transferred nor retained substantially all the risks and rewards of the asset, but has transferred control of the asset.

Impairment of financial assets

Further disclosures relating to impairment of financial assets are also provided in the following notes:

- Trade receivables— see Note 4
- Loans- see Note 5

The Company recognises an allowance for expected credit losses (ECLs) for all debt instruments not held at fair value through profit or loss. ECLs are based on the difference between the contractual cash flows due in accordance with the contract and all the cash flows that the Company expects to receive, discounted at an approximation of the original effective interest rate. The expected cash flows will include cash flows from the sale of collateral held or other credit enhancements that are integral to the contractual terms.

ECLs are recognised in two stages. For credit exposures for which there has not been a significant increase in credit risk since initial recognition, ECLs are provided for credit losses that result from default events that are possible within the next 12-months (a 12-month ECL). For those credit exposures for which there has been a significant increase in credit risk since initial recognition, a loss allowance is required for credit losses expected over the remaining life of the exposure, irrespective of the timing of the default (a lifetime ECL).

For trade receivables and contract assets, the Company applies a simplified approach in calculating ECLs. Therefore, the Company does not track changes in credit risk, but instead recognises a loss allowance based on lifetime ECLs at each reporting date. The Company has established a provision matrix that is based on its historical credit loss experience, adjusted for forward-looking factors specific to the debtors and the economic environment.

Financial liabilities

Initial recognition and measurement

Financial liabilities are classified, at initial recognition, as financial liabilities at fair value through profit or loss, loans and borrowings, payables, or as derivatives designated as hedging instruments in an effective hedge, as appropriate.



All financial liabilities are recognised initially at fair value and, in the case of loans and borrowings and payables, net of directly attributable transaction costs.

The Company's financial liabilities include trade and other payables, loans and borrowings including bank overdrafts, financial guarantee contracts and derivative financial instruments.

Subsequent measurement

For purposes of subsequent measurement, financial liabilities are classified in two categories:

- Financial liabilities at fair value through profit or loss
- Financial liabilities at amortised cost (loans and borrowings)



Financial liabilities at fair value through profit or loss include financial liabilities held for trading and financial liabilities designated upon initial recognition as at fair value through profit or loss.

Financial liabilities are classified as held for trading if they are incurred for the purpose of repurchasing in the near term. This category also includes derivative financial instruments entered into by the Company that are not designated as hedging instruments in hedge relationships as defined by Ind AS 109. Separated embedded derivatives are also classified as held for trading unless they are designated as effective hedging instruments.

Gains or losses on liabilities held for trading are recognised in the profit or loss.

Financial liabilities designated upon initial recognition at fair value through profit or loss are designated as such at the initial date of recognition, and only if the criteria in Ind AS 109 are satisfied. For liabilities designated as FVTPL, fair value gains/ losses attributable to changes in own credit risk are recognized in OCI. These gains/ losses are not subsequently transferred to P&L. However, the Company may transfer the cumulative gain or loss within equity. All other changes in fair value of such liability are recognised in the statement of profit and loss. The Company has not designated any financial liability as at fair value through profit or loss.

Financial liabilities at amortised cost (Loans and borrowings)

This is the category most relevant to the Company. After initial recognition, interest-bearing loans and borrowings are subsequently measured at amortised cost using the EIR method. Gains and losses are recognised in profit or loss when the liabilities are derecognised as well as through the EIR amortisation process.

Amortised cost is calculated by taking into account any discount or premium on acquisition and fees or costs that are an integral part of the EIR. The EIR amortisation is included as finance costs in the statement of profit and loss.

This category generally applies to borrowings.

Financial guarantee contracts

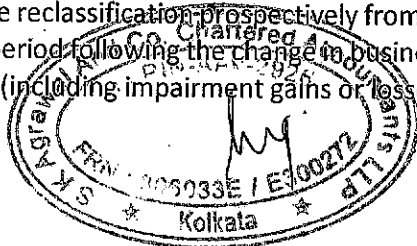
Financial guarantee contracts issued by the Company are those contracts that require a payment to be made to reimburse the holder for a loss it incurs because the specified debtor fails to make a payment when due in accordance with the terms of a debt instrument. Financial guarantee contracts are recognised initially as a liability at fair value, adjusted for transaction costs that are directly attributable to the issuance of the guarantee. Subsequently, the liability is measured at the higher of the amount of loss allowance determined as per impairment requirements of Ind AS 109 and the amount recognised less, when appropriate, the cumulative amount of income recognised in accordance with the principles of Ind AS 115.

De-recognition

A financial liability is derecognised when the obligation under the liability is discharged or cancelled or expires. When an existing financial liability is replaced by another from the same lender on substantially different terms, or the terms of an existing liability are substantially modified, such an exchange or modification is treated as the de-recognition of the original liability and the recognition of a new liability. The difference in the respective carrying amounts is recognised in the statement of profit and loss.

Reclassification of financial assets

The Company determines classification of financial assets and liabilities on initial recognition. After initial recognition, no reclassification is made for financial assets which are equity instruments and financial liabilities. If the Company reclassifies financial assets, it applies the reclassification prospectively from the reclassification date which is the first day of the immediately next reporting period following the change in business model. The Company does not restate any previously recognised gains, losses (including impairment gains or losses) or interest.



Offsetting of financial instruments

Financial assets and financial liabilities are offset and the net amount is reported in the consolidated balance sheet if there is a currently enforceable legal right to offset the recognised amounts and there is an intention to settle on a net basis, to realise the assets and settle the liabilities simultaneously.

p. Cash and cash equivalents

Cash and cash equivalent in the balance sheet comprise cash at banks and on hand and short-term deposits with an original maturity of three months or less, that are readily convertible to a known amount of cash and subject to an insignificant risk of changes in value.

For the purpose of the statement of cash flows, cash and cash equivalents consist of cash and short-term deposits, as defined above, net of outstanding bank overdrafts as they are considered an integral part of the Company's cash management.

q. Earnings per share

Basic earnings per share is calculated by dividing the net profit or loss attributable to equity holders of parent company (after deducting preference dividends and attributable taxes) by the weighted average number of equity shares outstanding during the period.

Partly paid equity shares are treated as a fraction of an equity share to the extent that they are entitled to participate in dividends relative to a fully paid equity share during the reporting period. The weighted average number of equity shares outstanding during the period is adjusted for events such as bonus issue, bonus element in a rights issue, share split, and reverse share split (consolidation of shares) that have changed the number of equity shares outstanding, without a corresponding change in resources.

For the purpose of calculating diluted earnings per share, the net profit or loss for the period attributable to equity shareholders of the parent company and the weighted average number of shares outstanding during the period are adjusted for the effects of all dilutive potential equity shares.

r. Contingent Liabilities


A contingent liability is a possible obligation that arises from past events whose existence will be confirmed by the occurrence or non-occurrence of one or more uncertain future events beyond the control of the Company or a present obligation that is not recognized because it is not probable that an outflow of resources will be required to settle the obligation. A contingent liability also arises in extremely rare cases where there is a liability that cannot be recognized because it cannot be measured reliably. The Company does not recognize a contingent liability but discloses its existence in the financial statements.

s. Segment Reporting

The Company has identified that its business segments are the primary segments. The Company's operating businesses are organized and managed separately according to the nature of products/services provided, with each segment representing a strategic business unit that offers different products/services and serves different markets. The analysis of geographical segments is based on the areas in which the operating divisions of the company operates.

t. Standards issued but not yet made effective by the Ministry of Corporate Affairs

There are no standards issued but not yet effective up to the date of issuance of the Company's financial statements.



2.3 Significant accounting judgements, estimates and assumptions

The preparation of the financial statements requires management to make judgements, estimates and assumptions that affect the reported amounts of revenues, expenses, assets and liabilities, and the accompanying disclosures, and the disclosure of contingent liabilities. Uncertainty about these assumptions and estimates could result in outcomes that require a material adjustment to the carrying amount of assets or liabilities affected in future periods.

a. Useful lives of property, plant and equipment:

As described in the significant accounting policies, the Company reviews the estimated useful lives of property, plant and equipment at the end of each reporting period.

b. Fair value measurement of financial instruments

When the fair values of financial assets and financial liabilities recorded in the balance sheet cannot be measured based on quoted prices in active markets, their fair value is measured using valuation techniques including the DCF model. The inputs to these models are taken from observable markets where possible, but where this is not feasible, a degree of judgement is required in establishing fair values. Judgements include considerations of inputs such as liquidity risk, credit risk and volatility. Changes in assumptions about these factors could affect the reported fair value of financial instruments. See Note 29 and 30 for further disclosures.

c. Retirement and other Employee benefits

The cost of the defined benefit gratuity plan and the present value of the gratuity obligation are determined using actuarial valuations. An actuarial valuation involves making various assumptions that may differ from actual developments in the future. These include the determination of the discount rate, future salary increases and mortality rates. Due to the complexities involved in the valuation and its long-term nature, a defined benefit obligation is highly sensitive to changes in these assumptions. All assumptions are reviewed at each reporting date.

The parameter most subject to change is the discount rate. In determining the appropriate discount rate for plans, the management considers the interest rates of government bonds in currencies consistent with the currencies of the post-employment benefit obligation. The mortality rate is based on publicly available mortality tables for India. Those mortality tables tend to change only at interval in response to demographic changes. Future salary increases and gratuity increases are based on expected future inflation rates.



Further details about gratuity obligations are given in Note 23.

d. Determining the lease term of contracts with renewal and termination options – Company as lessee

The Company determines the lease term as the non-cancellable term of the lease, together with any periods covered by an option to extend the lease if it is reasonably certain to be exercised, or any periods covered by an option to terminate the lease, if it is reasonably certain not to be exercised. The Company has several lease contracts that include extension and termination options. The Company applies judgement in evaluating whether it is reasonably certain whether or not to exercise the option to renew or terminate the lease. That is, it considers all relevant factors that create an economic incentive for it to exercise either the renewal or termination. After the commencement date, the Company reassesses the lease term if there is a significant event or change in circumstances that is within its control and affects its ability to exercise or not to exercise the option to renew or to terminate (e.g., construction of significant leasehold improvements or significant customisation to the leased asset).

e. Estimates and assumptions


The key assumptions concerning the future and other key sources of estimation uncertainty at the reporting date, that have a significant risk of causing a material adjustment to the carrying amounts of assets and liabilities within the next financial year, are described below. Existing circumstances and assumptions about future developments,



however, may change due to market changes or circumstances arising that are beyond the control of the company. Such changes are reflected in the assumptions when they occur.

f. Claims, Provisions and Contingent Liabilities

The Company has ongoing litigations with various third parties / regulatory authorities. Where an outflow of funds is believed to be probable and a reliable estimate of the outcome of the dispute can be made based on management's assessment of specific circumstances of each dispute and relevant external advice, management provides for its best estimate of the liability. Such accruals are by nature complex and can take number of years to resolve and can involve estimation uncertainty. Information about such litigations is provided in notes to the financial statements.



MICROSEC RESOURCES PRIVATE LIMITED

CIN- U51109WB1994PTC066509

Azimganj House, 7, Camac Street, 2nd Floor

Kolkata - 700 017

NOTES TO FINANCIAL STATEMENTS AS AT AND FOR THE YEAR ENDED MARCH 31, 2021**NOTE 3 : Cash and Bank Balances**

	Rs. In Lacs	
	As at March 31, 2021	As at March 31, 2020
Cash and cash equivalents		
Cash on hand	0.22	0.01
Balances with Banks:		
In Current Accounts	3.95	5.23
Bank Deposits with original maturity of less than 3 months	10.00	10.00
	14.17	15.24

NOTE 4 : Trade receivables

	Rs. In Lacs	
	As at March 31, 2021	As at March 31, 2020
Trade Receivables	0.04	0.04
	0.04	0.04

Break up of Security details

	Rs. In Lacs	
	As at March 31, 2021	As at March 31, 2020
Trade Receivables		
Unsecured, considered good	0.04	0.04
Trade Receivables - credit impaired	-	-
	0.04	0.04
Impairment Allowance (allowance for bad and doubtful debts)		
Trade Receivables - credit impaired	-	-
Total Trade receivables	0.04	0.04


No trade or other receivable are due from directors or other officers of the company either severally or jointly with any other person. Nor any trade or other receivable are due from firms or private companies respectively in which any director is a partner, a director or a member.

Trade receivables are non-interest bearing and are generally on terms of 30 to 90 days.

NOTE 5: Loans (Unsecured considered good, unless otherwise stated) (at amortised cost)

	Rs. In Lacs	
	As at March 31, 2021	As at March 31, 2020
Unsecured, considered good		
- To Related Parties (Refer Note 25)	62.02	47.43
- to Others	762.87	855.35
	824.89	902.78

* Loans are provided in India



MICROSEC RESOURCES PRIVATE LIMITED

CIN- U51109WB1994PTC066509
Azimganj House, 7, Camac Street, 2nd Floor
Kolkata - 700 017

NOTES TO FINANCIAL STATEMENTS AS AT AND FOR THE YEAR ENDED MARCH 31, 2021

NOTE 6 : Investments

	Face Value per Share/ Unit	No. of Shares/ Units	As at March 31, 2021 (Rs. in Lacs)	No. of Shares/ Units	As at March 31, 2020 (Rs. in Lacs)
Investments (Valued at amortised cost)					
Unquoted Equity Shares (fully paid up)					
In Wholly Owned Subsidiary Companies					
Microsec Wealth Management Ltd.	10	6,000,000	600.00	6,000,000	600.00
(A)			600.00		600.00
Investments held under PMS A/c with Microsec Wealth Management Limited- MOF (Valued at Fair Value through profit & loss Account)					
Quoted Equity Shares (fully paid up)					
Abbott India Limited	10	-	-	141	21.79
Alkem Laboratories Limited	2	-	-	340	7.91
Asian Paints Limited	1	-	-	1,030	17.16
Avenue Supermarts Limited	10	1,130	32.31	804	17.59
Bajaj Finance Limited	2	550	28.32	-	-
Bajaj Finserv Limited	5	436	42.16	-	-
Blue Dart Express Limited	10	447	24.92	-	-
Britannia Industries Limited	1	-	-	503	13.53
Central Depository Services India Limited	10	4,016	26.35	-	-
Dabur India Limited	1	-	-	3,368	15.16
Divis Laboratories Limited	2	-	-	871	17.32
Grasim Industries Limited	2	2,091	30.33	-	-
Havells India Limited	1	4,135	43.43	-	-
HCL Technologies Limited	2	4,211	41.38	-	-
HDFC Bank Limited	1	2,921	43.63	-	-
Hindustan Unilever Limited	1	-	-	501	11.52
Igarashi Motors India Limited	10	7,177	19.56	-	-
IPCA Laboratories Limited	2	-	-	953	13.27
Kajaria Ceramics Limited	1	5,368	49.76	-	-
Kotak Mahindra Bank Limited	5	1,600	28.05	-	-
Larsen & Tubro Infotech Limited	1	951	38.56	-	-
Marico Limited	1	10,137	41.69	-	-
Nestle India Limited	10	-	-	123	20.05
PI Industries Limited	1	-	-	953	11.15
Pidilite Industries Limited	1	-	-	1,129	15.31
Polycab India Limited	10	2,181	30.09	-	-
SBI Cards And Payment Services Limited	10	3,400	31.56	-	-
Shree Cement Limited	10	127	37.42	-	-
Siemens Limited	2	2,650	48.87	-	-
Supreme Industries Limited	2	1,828	37.34	-	-
Tata Chemicals Limited	10	3,135	23.57	-	-
Tata Consultancy Services Limited	1	1,259	40.01	-	-
Tata Consumer Products Limited	1	4,628	29.57	-	-
Tata Elxsi Limited	10	872	23.48	-	-
Titan Company Limited	1	1,990	31.01	-	-
TVS Motor Company Limited	1	5,778	33.80	-	-
Ultratech Cement Limited	10	648	43.66	-	-
Vardhman Textiles Limited	10	389	5.04	-	-
Voltas Limited	1	3,386	33.92	-	-
Unquoted Overnight Fund (fully paid up)					
SBI Overnight Fund - Direct Plan - Growth	-	-	-	1,945.870	63.31
(B)			939.79		245.07
Investment in Unquoted Mutual Fund (fully paid up) (Valued at Fair Value through profit & loss Account)					
HDFC Liquid Fund - Regular Plan - Growth	-	1,994.293	80.12	4,841.398	188.02
(C)			80.12		188.02
Other Investments (Valued at Amortised Cost)					
HDFC Corporate Deposits	-	-	-	300.00	300.00
(D)					300.00
TOTAL (A+B+C+D)			1,619.91		1,333.09

MICROSEC RESOURCES PRIVATE LIMITED

CIN- U51109WB1994PTC066509

Azimganj House, 7, Camac Street, 2nd Floor

Kolkata - 700 017

NOTES TO FINANCIAL STATEMENTS AS AT AND FOR THE YEAR ENDED MARCH 31, 2021**NOTE 7 : Other Financial Assets (Unsecured considered good, unless otherwise stated) (At Amortised Cost)**

Rs. In Lacs

	As at March 31, 2021	As at March 31, 2020
Security Deposits	0.17	0.17
Receivables against Investments	23.87	39.90
Accrued Interest on Fixed Deposit	0.02	5.30
Dividend Receivables	0.08	-
	24.14	45.37

NOTE 8 : Current Tax Assets (Net)



Rs. In Lacs

	As at March 31, 2021	As at March 31, 2020
Advance Income Tax and Tax Deducted at Source (Net of Provisions: Rs. 4.59 Lacs NIL (March 31, 2020: NIL)	125.22	99.66
	125.22	99.66

NOTE 9 : Deferred Tax Assets (Net)

Rs. In Lacs

	As at March 31, 2021	As at March 31, 2020
Deferred Tax Asset		
Fixed Assets: Impact of difference between tax depreciation and depreciation / amortization charged for the financial reporting.	0.06	0.06
Provision for standard assets	0.45	0.59
Impact of expenditure charged to the statement of Profit and Loss in the Current Year but allowed for tax purposes on payment basis.	0.44	0.38
Deferred tax on Fair Valuation Gain & OCI	18.40	0.77
Sub Total (A)	19.35	1.80
Deferred Tax Liability		
Fixed Assets: Impact of difference between tax depreciation and depreciation / amortization charged for the financial reporting.	-	-
Sub Total (B)	-	-
Net Deferred Tax Asset (A-B)	19.35	1.80



MICROSEC RESOURCES PRIVATE LIMITED

CIN- U51109WB1994PTC066509



Azimganj House, 7, Camac Street, 2nd Floor

Kolkata - 700 017

NOTES TO FINANCIAL STATEMENTS AS AT AND FOR THE YEAR ENDED MARCH 31, 2021**NOTE 10 : Property, plant and equipment**

Rs. in lacs

	Computers	Furniture and Fixtures	Total
GROSS BLOCK			
As at April 1, 2019	0.81	0.17	0.98
Additions	-	-	-
Deductions	-	-	-
As at March 31, 2020	0.81	0.17	0.98
Additions	-	-	-
Deductions	-	-	-
As at March 31, 2021	0.81	0.17	0.98
ACCUMULATED DEPRECIATION			
As at April 1, 2019	0.05	0.04	0.09
Charge for the year	0.03	0.03	0.06
Deductions	-	-	-
As at March 31, 2020	0.08	0.07	0.15
Charge for the year	0.01	0.03	0.04
Deductions	-	-	-
As at March 31, 2021	0.09	0.10	0.19
NET BLOCK			
As at March 31, 2020	0.73	0.10	0.83
As at March 31, 2021	0.72	0.07	0.79



MICROSEC RESOURCES PRIVATE LIMITED

CIN- U51109WB1994PTC066509

Azimganj House, 7, Camac Street, 2nd Floor
Kolkata - 700 017**NOTES TO FINANCIAL STATEMENTS AS AT AND FOR THE YEAR ENDED MARCH 31, 2021****NOTE 11 : Other Non-Financial assets**

	Rs. in lacs	
	As at March 31, 2021	As at March 31, 2020
Prepaid Expenses		
Deposits with Government Authorities and others	0.79	1.05
Advance to suppliers	2.64	1.34
	0.05	0.04
	3.48	2.43



	Rs. in lacs	
Break up of financial assets carried at amortised cost	As at March 31, 2021	As at March 31, 2020
Cash and cash equivalents (Note 3)	14.17	15.24
Trade receivables (Note 4)	0.04	0.04
Loans (Note 5)	824.89	902.78
Investments (Note 6)	600.00	900.00
Other financial assets (Note 7)	24.14	45.37
	1,463.24	1,863.43

NOTE 12 : Trade Payables

	Rs. in lacs	
	As at March 31, 2021	As at March 31, 2020
Total Outstanding dues		
To Micro and Small Enterprises (Refer Note 12.1 below)	-	-
To other than Micro and Small Enterprises	0.67	0.94
	0.67	0.94

NOTE 12.1**Details of dues to micro and small enterprises as defined under the MSMED Act, 2006**

	Rs. in lacs	
	As at March 31, 2021	As at March 31, 2020
Trade Payables		
The principal amount and the interest due thereon remaining unpaid to any supplier as at the end of each accounting year :		
- Principal amount due to micro and small enterprises	-	-
- Interest due on above	-	-
The amount of interest paid by the buyer in terms of section 16 of the MSMED Act 2006 along with the amounts of the payment made to the supplier beyond the appointed.	-	-
The amount of interest due and payable for the period of delay in making payment (which have been paid but beyond the appointed day during the year) but without adding the interest specified under the MSMED Act 2006.	-	-
The amount of interest accrued and remaining unpaid at the end of each accounting year.	-	-
The amount of further interest remaining due and payable even in the succeeding years, until such date when the interest dues as above are actually paid to the small enterprise for the purpose of disallowance as a deductible expenditure under section 23 of the MSMED Act 2006.	-	-



MICROSEC RESOURCES PRIVATE LIMITED

CIN- U51109WB1994PTC066509

Azimganj House, 7, Camac Street, 2nd Floor

Kolkata - 700 017

NOTES TO FINANCIAL STATEMENTS AS AT AND FOR THE YEAR ENDED MARCH 31, 2021**NOTE 13 : Other Financial Liabilities (At Amortised Cost)**

	Rs. in lacs	
	As at March 31, 2021	As at March 31, 2020
Employee Payables	0.11	1.95
TOTAL	0.11	1.95



NOTE 14 : Provisions

	Rs. in lacs	
	As at March 31, 2021	As at March 31, 2020
Provision for Employee Benefits (Refer Note 25)	2.00	1.47
Provision for Standard Assets	2.07	2.26
TOTAL	4.07	3.73

NOTE 15 : Other Non- Financial Liabilities

	Rs. in lacs	
	As at March 31, 2021	As at March 31, 2020
Statutory Dues	0.25	0.21
Other Payable	0.00	0.00
TOTAL	0.25	0.21

	Rs. in lacs	
Break up of financial liabilities carried at amortised cost	As at March 31, 2021	As at March 31, 2020
Trade payables (Note 12)	0.67	0.94
Other financial liabilities (Note 13)	0.11	1.95
	0.78	2.89



NOTES TO FINANCIAL STATEMENTS AS AT AND FOR THE YEAR ENDED MARCH 31, 2021

NOTE 16 : EQUITY SHARE CAPITAL

	Rs. in lacs	
	As at March 31, 2021	As at March 31, 2020
Authorized capital		
26,60,000 (March 31, 2020: 26,60,000) Equity Shares of Rs. 10 each	266.00	266.00
	266.00	266.00
Issued, subscribed and paid-up capital		
25,81,357 (March 31, 2020: 25,81,357) Equity Shares of Rs. 10 each	258.14	258.14
	258.14	258.14

a. Terms / Rights attached to the equity shares

The Company has only one class of equity shares having par value of Rs. 10 per share. Each holder of equity share is entitled to one vote per share. The Company declares and pays dividends in Indian Rupees. The dividend proposed by the Board of Directors is subject to the approval of the shareholders in the ensuing Annual General Meeting.

In the event of liquidation of the Company, the holders of equity shares will be entitled to receive remaining assets of the Company, after distribution of all preferential amounts. The distribution will be in proportion to the number of equity shares held by the shareholders.

(b) Issued Equity Share Capital

	As at March 31, 2021		As at March 31, 2020	
	No. of Shares	Rs. in lacs	No. of Shares	Rs. in lacs
At the beginning of the year	2,581,357	258.14	321,000	32.10
Fresh issue of Equity shares during the year	-	-	2,260,357	226.04
Outstanding at the end of the year	2,581,357	258.14	2,581,357	258.14

(c) The details of shareholders holding more than 5% equity shares is set below:

Name of the shareholder	As at March 31, 2021		As at March 31, 2020	
	No. of Shares	Rs. in lacs	No. of Shares	Rs. in lacs
Sastasundar Ventures Limited and its nominees	2,581,357	258.14	2,581,357	258.14

(d) The details of shareholders holding more than 5% equity shares is set below:

Name of the shareholder	As at March 31, 2021		As at March 31, 2020	
	No. of Shares	% of holding	No. of Shares	% of holding
Sastasundar Ventures Limited and its nominees	2,581,357	100%	2,581,357	100%



As per records of the Company, including its register of shareholders / members and other declarations received from shareholders regarding beneficial interest, the above shareholding represents both legal and beneficial ownership of shares.

(e) No shares have been reserved for issue under options and contracts/commitments for the same of shares/disinvestment as at the balance sheet date.

(f) No shares have been allotted or has been bought back by the company during the period of 5 years, preceding the date as at which the balance sheet is prepared.

(g) No Convertible securities have been issued by the company during the period.

(h) No Calls are unpaid by any Director and officer of the company during the period.



MICROSEC RESOURCES PRIVATE LIMITED

CIN- U51109WB1994PTC066509

Azimganj House, 7, Camac Street, 2nd Floor

Kolkata - 700 017

NOTES TO FINANCIAL STATEMENTS AS AT AND FOR THE YEAR ENDED MARCH 31, 2021**NOTE 17 : Other Equity**

Rs. in lacs

	As at March 31, 2021	As at March 31, 2020
A. Reserve under Section 45-IC of the Reserve Bank of India Act, 1934 - (Refer Note 17.1 Below)	118.01	71.50
B. General Reserve	162.36	162.36
C. Securities Premium	1,998.96	1,998.96
D. Retained Earnings	89.42	(96.55)
Total - Other equity	2,368.75	2,136.27

Note 17.1**Movement in Reserve under Section 45-IC of the Reserve Bank of India Act, 1934**

Rs. in lacs

	As at March 31, 2021	As at March 31, 2020
Opening Balance	71.50	71.50
Add : Transferred from Statement of Profit & Loss Account	46.51	-
Closing Balance	118.01	71.50

According to Section 45-IC of the Reserve Bank of India Act, 1934, every NBFC shall create a reserve fund and transfer therein a sum not less than 20% of its Net Profit every year as disclosed in the Statement of Profit and Loss and before declaration of dividend.

Movement in Securities premium

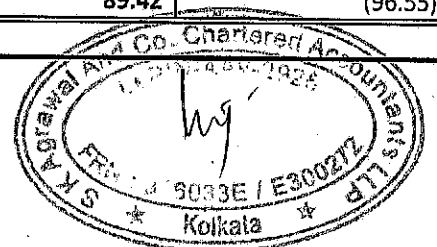

Rs. in lacs

	As at March 31, 2021	As at March 31, 2020
Opening Balance	1,998.96	100.27
Add : Premium on conversion of Debentures into Equity shares	-	1,898.69
Closing Balance	1,998.96	1,998.96

Movement in Retained Earnings

Rs. in lacs

	As at March 31, 2021	As at March 31, 2020
Opening Balance	(96.55)	(65.29)
Add: Profit for the year	232.55	(32.55)
Add: Other Comprehensive Income	(0.07)	1.29
Less: Appropriations		
Transferred to Reserve under Section 45-IC of Reserve Bank of India Act, 1934	46.51	-
Closing Balance	89.42	(96.55)



MICROSEC RESOURCES PRIVATE LIMITED

CIN- U51109WB1994PTC066509
Azimganj House, 7, Camac Street, 2nd Floor
Kolkata - 700 017

NOTES TO FINANCIAL STATEMENTS AS AT AND FOR THE YEAR ENDED MARCH 31, 2021

Note 18 : Revenue from Operation

		Rs. in lacs	
Particulars		2020-21	2019-20
Interest Income On Loan		90.62	112.98
	(A)	90.62	112.98
Other Financial Income			
Profit from sale of Investments		66.65	5.04
Fair Value gain on Investment measured through FVTPL		79.95	5.78
Dividend Income		3.97	2.25
Brokerage & Commission Income		-	0.24
	(B)	150.57	13.31
Total Revenue from Operations	(A+B)	241.19	126.29

Note 19 : Other Income

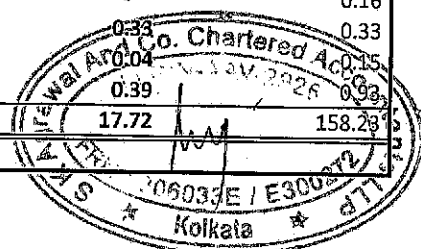
		Rs. in lacs	
Particulars		2020-21	2019-20
(a) Interest Income			
On Fixed Deposits		0.38	0.60
On Smart Deposits		15.72	5.85
On Income Tax Refund		-	13.47
(b) Other Non Operating Income			
Liabilities no Longer required		0.16	-
Reversal of Provision for Standard Asset		0.19	0.73
		16.45	20.65

Note 20 : Employee Benefits Expense

		Rs. in lacs	
Particulars		2020-21	2019-20
Salary and Bonus		19.34	20.11
Contribution to Provident funds		0.48	0.40
Contribution to Employee State Insurance Scheme		-	0.04
Gratuity expense [Refer Note 23]		0.44	0.82
Staff Welfare Expenses		0.01	0.08
		20.27	21.45

Note 21 : Other Expenses

		Rs. in lacs	
Particulars		2020-21	2019-20
Communication Expenses		0.12	0.07
Repairs and Maintenance - Others		0.09	0.26
Rates and Taxes		0.15	0.05
Insurance Premium		-	0.07
Printing and Stationery		0.11	0.23
Bank and Demat charges		0.12	0.11
Travelling and Conveyance		1.11	1.15
Legal and Professional fees		12.94	5.78
Filing Fees		0.04	1.45
Loss from sale of Investments		-	145.15
Membership & Subscription		1.63	1.69
Auditors' Remuneration			
Audit Fees		0.65	0.65
Tax Audit Fees		-	0.16
Limited Review		-	0.33
In other capacity for certificates and other services		0.04	-
Miscellaneous expenses		0.39	-
		17.72	158.29



MICROSEC RESOURCES PRIVATE LIMITED

CIN- U51109WB1994PTC066509

Azimganj House, 7, Camac Street, 2nd Floor

Kolkata - 700 017

NOTES TO FINANCIAL STATEMENTS AS AT AND FOR THE YEAR ENDED MARCH 31, 2021**Note 22 : Earning Per Share**

The following reflects the income and share data used in the basic and diluted EPS computations:

Particulars	2020-21	2019-20
Profit attributable to equity holders of the company (Rs. in Lacs)	232.55	(32.55)
Weighted Average number of Equity shares (Nos.)	2,581,357	2,581,357
Basic and Diluted Earnings Per Share (Amt in Rs.)	9.01	(1.26)

Note 23 : Gratuity and other post-employment benefit plans

The Company has a defined employee benefit plan in the form of gratuity. Every employee, who has completed five years or more of services, is entitled to gratuity on terms not less favorable than the provisions of the Payment of Gratuity Act, 1972. The Gratuity plan provides a lump sum payment to vested employees at retirement, disability or termination of employment being an amount based on the respective employee's last drawn salary and the number of years of employment with the Company.

The following tables summarise the components of net benefit expense recognised in the statement of profit or loss and the funded status and amounts recognised in the balance sheet for the respective plans:

Net employee benefits expense recognized in the employee cost.

Rs. in lacs

Particulars	March 31, 2021 Rs in lacs	March 31, 2020 Rs in lacs
Service Cost	0.34	0.29
Net Interest cost/(Income) on the net defined benefit liability/(asset)	0.11	0.17
Net Benefit Paid	-	0.36
Net Cost Recognised in the Statement of Profit and Loss	0.44	0.82

Other total Comprehensive Income

Rs. in lacs

Particulars	March 31, 2021 Rs in lacs	March 31, 2020 Rs in lacs
Actuarial (gains) / Losses		
-Changes in financial assumptions	(0.08)	0.22
- Unexpected Experience	0.17	(1.61)
Return on plan assets, excluding amount recognized in net interest expense	-	(0.36)
Components of defined benefit costs recognized in other comprehensive income	0.09	(1.74)

Balance Sheet**Defined Benefit asset / liability**

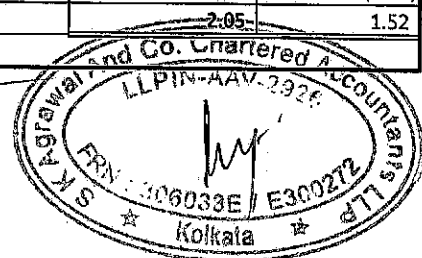

Rs. in lacs

Particulars	March 31, 2021 Rs in lacs	March 31, 2020 Rs in lacs
Present value of defined benefit obligation	2.05	1.52
Fair value on plan assets	0.05	0.05
Net liability	2.00	1.47

Changes in the present value of the defined benefit obligation are as follows

Rs. in lacs

Particulars	March 31, 2021 Rs in lacs	March 31, 2020 Rs in lacs
Opening defined benefit obligation	1.52	2.79
Current service cost	0.34	0.29
Interest cost	0.11	0.17
Re-measurement (or Actuarial) (gain) / loss arising from		
- Changes in financial assumptions	(0.08)	0.22
- Experience variance (i.e. Actual experience vs assumptions)	0.17	(1.61)
Net Benefit Paid	-	(0.36)
Closing defined benefit obligation	2.05	1.52



MICROSEC RESOURCES PRIVATE LIMITED

CIN- U51109WB1994PTC066509

Azimganj House, 7, Camac Street, 2nd Floor

Kolkata - 700 017

NOTES TO FINANCIAL STATEMENTS AS AT AND FOR THE YEAR ENDED MARCH 31, 2021
Changes in the fair value of plan assets are as follows :

Particulars	Rs. in lacs	
	March 31, 2021 Rs in lacs	March 31, 2020 Rs in lacs
Opening fair value of plan assets	0.05	0.05
Interest Income	0.00	0.00
Benefits paid	-	(0.36)
Return on plan assets, excluding amount recognised in net interest expense	0.00	0.36
Closing fair value of plan assets	0.05	0.05

The major categories of plan assets as a percentage of the fair value of total plan assets are as follows:

Particulars	March 31, 2021		March 31, 2020	
	%		%	
Investments in insurance managed fund	100%		100%	

The Principal assumptions used in determining gratuity obligation for the company's plan are as follows

Particulars	March 31, 2021		March 31, 2020	
	Rs in lacs		Rs in lacs	
Discount rate	6.94%		6.69%	
Future salary increases	6.00%		6.00%	
Mortality Rate	IALM 2006-2008 ULTIMATE		IALM 2006-2008 ULTIMATE	

Contribution to defined contribution plans recognized as expense are as under :

Particulars	Rs. in lacs	
	March 31, 2021 Rs in lacs	March 31, 2020 Rs in lacs
Contribution to Provident and other fund	0.48	0.40
Contribution to Employees State Insurance	-	0.04

Assumptions sensitivity analysis for significant assumptions is as below:

Assumptions Sensitivity Level	Rs. in lacs	
	March 31, 2021 Rs in lacs	March 31, 2020 Rs in lacs
Discount Rate		
Increase by 0.5%	1.89	1.40
Decrease 0.5%	2.22	1.64
Expected rate of change in compensation level of covered employees		
Increase by 0.5%	2.22	1.64
Decrease 0.5%	1.89	1.40
Mortality Rate		
Increase by 10%	2.05	1.53
Decrease 10%	2.05	1.50
Attrition Rate		
Increase by 0.5%	2.05	1.52
Decrease 0.5%	2.05	1.51


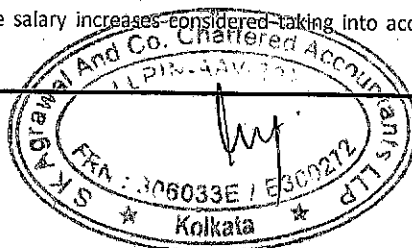
Expected payment for future years

Year	Rs. in lacs	
	March 31, 2021 Rs in lacs	March 31, 2020 Rs in lacs
Within the next 12 months (next annual reporting period)	0.02	0.01
Between 2 and 5 years	0.08	0.07
Between 5 and 10 years	0.13	0.10
Beyond 10 years	7.07	4.96
Total expected payments	7.30	5.13

Discount rate: The discount rate is based on the 5 years government bond yields as at the balance sheet date for the estimated term of the obligations.

Expected rate of return on plan assets: This is based on the expectation of the average long term rate of return expected on investments of the fund during the estimated term of the obligations.

Salary escalation rate: The estimates of future salary increases considered taking into account the inflation, seniority, promotion and other relevant factors



MICROSEC RESOURCES PRIVATE LIMITED

CIN- U51109WB1994PTC066509

Azimganj House, 7, Camac Street, 2nd Floor

Kolkata - 700 017

NOTES TO FINANCIAL STATEMENTS AS AT AND FOR THE YEAR ENDED MARCH 31, 2021**Note 24 : Contingent liabilities, commitments and leasing arrangements****Note 24 a : Commitments**

Advance against Investment Property

Rs. in lacs

Particulars	March 31, 2021	March 31, 2020
Estimated amount of contracts remaining to be executed on capital account.	-	-
Total	-	-

Note 24 b : Contingent Liabilities

Claims against the Company not acknowledged as debts:

Rs. in lacs

Particulars	March 31, 2021	March 31, 2020
Disputed Income Tax Demand in Appeal	37.89	37.89
Total	37.89	37.89

The Company has been advised by its lawyers that none of the claims are tenable and is therefore contesting the same and hence has not been provided for in the books. The future cash flows on account of the above cannot be determined unless the judgements/decisions are received from the ultimate judicial forums. No reimbursements is expected to arise to the Company in respect of above cases.

Note 25 : Name of related parties and description of relationship**Related parties where control exists****a) Holding Company**

Sastasundar Ventures Limited

b) Wholly Owned Subsidiary Company

Microsec Wealth Management Limited

c) Other Related Parties**Fellow Subsidiary Company**

Sastasundar Health Buddy Limited

MyJoy Technologies Private Limited

d) Key Management Personnel

Mr. Banwari Lal Mittal

Director

Mr. Ravi Kant Sharma

Director

Mr. Parimal Kumar Chattaraj

Director



Mr. Biplab Kumar Mani

Additional Director

Related party transactions during the year:

Rs. in lacs

Sl.No	Related Parties	Nature of Transactions	Transactions during the year ended 31 March, 2021	Transactions during the year ended 31 March, 2020	(Payable)/Receivable	
					March 31, 2021	March 31, 2020
1	Sastasundar Ventures Limited	Issue of Equity Shares by Conversion of Debentures	-	226.04	-	-
		Proceeds from Securities Premium on Conversion of Debentures into Equity Shares	-	1,898.69	-	-



MICROSEC RESOURCES PRIVATE LIMITED

CIN- U51109WB1994PTC066509
Azimganj House, 7, Camac Street, 2nd Floor
Kolkata - 700 017

NOTES TO FINANCIAL STATEMENTS AS AT AND FOR THE YEAR ENDED MARCH 31, 2021

Related party transactions during the year:

Sl.No	Related Parties	Nature of Transactions	Transactions during the year ended 31 March, 2021	Transactions during the year ended 31 March, 2020	Rs. in lacs (Payable)/Receivable	
					March 31, 2021	March 31, 2020
2	MyJoy Technologies Private Limited	Loan Given	14.85	11.00	-	-
		Interest Income	4.78	4.13	-	-
		Receivables	-	-	62.02	47.43
3	Sastasundar HealthBuddy Limited	Loan Given	-	125.00	-	-
		Loan Refunded	-	125.00	-	-
		Interest Income	-	0.11	-	-
4	Microsec Wealth Mangement Limited	Investment in PMS	650.00	300.00	-	-
		Professional Fees Paid	12.82	3.17	23.87	39.90

Terms and conditions of transactions with related parties

The sales to and purchases from related parties are made on terms equivalent to those that prevail in arm's length transactions. Outstanding balances at the year-end are unsecured and interest free and settlement occurs in cash. There have been no guarantees provided or received for any related party receivables or payables except as disclosed above.

Note 26 : Segment Reporting

The Company operates in only one business segment i.e. business of Financing and in only one geographic segment i.e. India. Accordingly there are no separate reportable segments under Ind AS - 108 - Operating Segments.

Note 27 : Fair value measurement



Set out below, is a comparison by class of the carrying amounts and fair value of the Company financial instruments, other than those with carrying amounts that are reasonable approximations of fair values:

Particulars	Carrying Value as at		Fair Value as at	
	March 31, 2021	March 31, 2020	March 31, 2021	March 31, 2020
(i) Financial Assets				
a) Measured at FTPL				
Investment in Unquoted Mutual Funds	80.12	251.33	80.12	251.33
Investment in Quoted Equity Shares	939.79	181.76	939.79	181.76
b) Measured at Amortized Cost				
(i) Cash and cash equivalents	14.17	15.24	14.17	15.24
(ii) Trade receivables	0.04	0.04	0.04	0.04
(iii) Loans	824.89	902.78	824.89	902.78
(iv) Investments	600.00	900.00	600.00	900.00
(v) Other financial assets	24.14	45.37	24.14	45.37
Total Financial Assets	2,483.15	2,296.52	2,483.15	2,296.52
(ii) Financial Liabilities				
a) Measured at Amortized Cost				
(i) Trade payables	0.67	0.94	0.67	0.94
(ii) Other financial liabilities	0.11	1.95	0.11	1.95
Total	0.78	2.89	0.78	2.89

The management assessed that cash and cash equivalents, trade receivables, trade payables, bank overdrafts and other current liabilities approximate their carrying amounts largely due to the short-term maturities of these instruments.

Note 28 : Valuation principles

Fair value is the price that would be received to sell an asset or paid to transfer a liability in an orderly transaction in the principal (or most advantageous) market at the measurement date under current market conditions (i.e., an exit price), regardless of whether that price is directly observable or estimated using a valuation technique. In order to show how fair values have been derived, financial instruments are classified based on a hierarchy of valuation techniques, as explained in Note 29.



MICROSEC RESOURCES PRIVATE LIMITED

CIN- U51109WB1994PTC066509

Azimganj House, 7, Camac Street, 2nd Floor

Kolkata - 700 017

NOTES TO FINANCIAL STATEMENTS AS AT AND FOR THE YEAR ENDED MARCH 31, 2021**Note 29 : Fair Value Hierarchy of assets and liabilities**

I. The carrying amount and fair value measurement hierarchy for assets and liabilities as at March 31, 2021 is as follows:

Assets

Particulars	Fair Value through Profit & Loss Accounts						Rs. in lacs
	Carrying Value	Fair Value	Level - 1	Level - 2	Level - 3	Total	
Investment in Unquoted Mutual Funds	80.12	80.12	-	80.12	-	80.12	
Investment in Quoted Equity Shares	939.79	939.79	939.79	-	-	939.79	
Total	1019.91	1019.91	939.79	80.12	-	1019.91	

II. The carrying amount and fair value measurement hierarchy for assets and liabilities as at March 31, 2020 is as follows:

Assets

Particulars	Fair Value through Profit & Loss Accounts						Rs. in lacs
	Carrying Value	Fair Value	Level - 1	Level - 2	Level - 3	Total	
Investment in Unquoted Mutual Funds	251.33	251.33	-	251.33	-	251.33	
Investment in Quoted Equity Shares	181.76	181.76	181.76	-	-	181.76	
Total	433.09	433.09	181.76	251.33	-	433.09	

Note 29.1 : Valuation technique used**For Investment in Unquoted Mutual Fund & Equity Instruments**

The majority of equity instruments are actively traded on public stock exchanges with readily available active prices on a regular basis. Such instruments are classified as Level 1. Units held in funds are measured based on their published net asset value (NAV), taking into account redemption and/or other restrictions. Such instruments are generally Level 2. Equity instruments in non-listed entities included investment in private equity funds are initially recognised at transaction price and re-measured (to the extent information is available) and valued on a case-by-case and classified as Level 3.

There have been no transfer between Level 1, 2 and 3 during the year ended March 31, 2021 and March 31, 2020.

Note 30: Financial risk management objectives and policies



The Company's financial liabilities comprise loans and borrowing and other payables. The main purpose of these financial liabilities is to finance the Company's operation. The Company's financial assets include loans, trade & other receivables and cash & cash equivalents. The Company is exposed to market risk, credit risk and liquidity risk. The Company's senior management has the overall responsibility for establishing and governing the Company's financial risk management framework and developing and monitoring the Company's financial risk management policies. The Company's financial risk management policies are established to identify and analyze the risks faced by the Company, to set and monitor appropriate controls.

Note 30.1 : Market Risk

Market risk is the risk that the fair value or future cash flows of a financial instrument will fluctuate because of changes in market prices. Market risk comprises three type of risk i.e. currency risk, interest rate risk and other price risk such as commodity price risk and equity price risk. Financial instruments affected by market risk include trade payable, trade receivables, borrowings etc. Currency risk is not applicable to the Company it is not involved in substantial foreign currency transactions.

Note 30.2 : Price Risk

The Company's mutual funds and non-listed equity securities are susceptible to market price risk arising from uncertainties about future values of the investment securities. The Company manages the equity price risk through diversification and by placing limits on individual and total instruments. Reports on the portfolio are submitted to the Company's senior management on a regular basis. The Company's Board of Directors reviews and approves all investment decisions.



MICROSEC RESOURCES PRIVATE LIMITED

CIN- U51109WB1994PTC066509

Azimganj House, 7, Camac Street, 2nd Floor

Kolkata - 700 017

NOTES TO FINANCIAL STATEMENTS AS AT AND FOR THE YEAR ENDED MARCH 31, 2021**Note 30.3 : Credit Risk**

Credit risk is the risk that counterparty will not meet its obligations resulting in financial loss to the Company. Credit risk arises primarily from financial assets such as trade receivables, bank balances, loans, investments and other financial assets. At each reporting date, the Company measures loss allowance for certain class of financial assets based on historical trend, industry practices and the business environment in which the Company operates. Customer credit risk is managed by the Company's established policy, procedures and control relating to customer credit risk management. Outstanding customer receivables are regularly monitored and credit quality of a customer is assessed and individual credit limits are defined in accordance with this assessment. Credit risk arising from investments, financial instruments and balances with banks is limited because the counterparties are banks and recognised financial institutions with high credit worthiness.

The ageing analysis of trade receivables considered from the date of invoice as follows:

Financial Year Ended as on	Less than 1 Year Rs in lacs	More than 1 Year Rs in lacs	Total Rs in lacs
March 31, 2021	0.04	-	0.04
March 31, 2020	0.04	-	0.04

Reconciliation of Loss Allowance	Trade Receivables
As at March 31, 2020	-
Add : Allowance for Credit Loss	-
As at March 31, 2021	-

Note 30.4 : Liquidity Risk

Liquidity risk is the risk that the Company will encounter difficulty in meeting the obligations associated with its financial liabilities that are settled by delivering cash or another financial asset. The Company's approach to managing liquidity is to ensure as far as possible, that it will have sufficient liquidity to meet its liabilities when they are due. Management monitors rolling forecasts of the Company's liquidity position and cash and cash equivalents on the basis of expected cash flows. The Company takes into account the liquidity of the market in which the entity operates.

Matuaries of Financial Liabilities :



The table below analyzes the Company's Financial Liabilities into relevant maturity groupings based on their contractual maturities :

As At March 31, 2021

Liabilities	Within 12 months	After 12 months	Total
Financial Liabilities			
Trade payables	0.67	-	0.67
Other financial liabilities	0.11	-	0.11
Total Liabilities	0.78	-	0.78

As At March 31, 2020

Liabilities	Within 12 months	After 12 months	Total
Financial Liabilities			
Trade payables	0.94	-	0.94
Other financial liabilities	1.95	-	1.95
Total Liabilities	2.89	-	2.89



MICROSEC RESOURCES PRIVATE LIMITED

CIN- U51109WB1994PTC066509

Azimganj House, 7, Camac Street, 2nd Floor

Kolkata - 700 017

NOTES TO FINANCIAL STATEMENTS AS AT AND FOR THE YEAR ENDED MARCH 31, 2021**Note 31 : Capital management**

For the purpose of the Company's capital management, capital includes issued equity capital, security premium and all other equity reserves attributable to the equity holders of the Company.

The Company's objectives when managing capital is to safeguard continuity, maintain a strong credit rating and healthy capital ratios in order to support its business and provide adequate return to shareholders through continuing growth and maximise the shareholders value. The Company sets the amount of capital required on the basis of annual business and long-term operating plans which include capital and other strategic investments. The funding requirements are met through a mixture of equity, internal fund generation and borrowed funds. The Company monitors capital on the basis of the net debt to equity ratio. Net debts are long term and short term debts as reduced by cash and cash equivalents (including restricted cash and cash equivalents). Equity comprises share capital and free reserves (total reserves excluding OCI). The following table summarizes the capital of the Company:

Particulars	31-Mar-21 Rs in lacs	31-Mar-20 Rs in lacs
Borrowings	-	-
Less : Cash & cash equivalents	14.17	15.24
Net debt	(14.17)	(15.24)
Total Equity	2,626.89	2,394.41
Equity and Net debts	2,612.72	2,379.17
Gearing ratio	-	-

Note 32. Previous years figures have been regrouped/reclassified, where necessary, to confirm to current year classification.

As per our report of even date

For S K Agrawal and Co Chartered Accountants LLP

For and on behalf of the Board of Directors

Chartered Accountants

Firm Registration No: 306033E/E300272


Mamta Jain

Partner

Membership No. 061299

Place: Kolkata

Date: 21st June, 2021



Banwari Lal Mittal

Director

DIN : 00365809

Ravi Kant Sharma

Director

DIN : 00364066